

2017-18 Game Notes

MISSOURI STATE

Rick Kindhart
Director of Athletics Communications
 Office: (417) 836-4585
 Cell: (417) 849-5865
 Email: RKindhart@MissouriState.edu

2017-18 BEARS SCHEDULE

October

Sat. 21 at Kansas State (Exh.) L 62-78

November (5-2)

Wed. 1 Southwest Baptist (Exh.) W 83-56
 Fri. 10 at Western Kentucky W 85-80
 Wed. 15 Southern University (ESPN3^*) W 86-58
 Fri. 17 North Dakota State (ESPN3^*) L 54-57
 Mon. 20 vs. Georgia Southern# L 73-74
 Tue. 21 vs. Manhattan# W 69-65
 Wed. 22 vs. FAU# W 71-60
 Fri. 24 Evangel (ESPN3^*) W 80-48
 Tue. 28 Colorado State% (ESPN3) 7:00 p.m.

December (0-0)

Sat. 2 vs. South Dakota State& (KOZL) 7:00 p.m.
 Mon. 4 at North Dakota State (KOZL) 7:00 p.m.
 Fri. 8 Hampton (ESPN3^*) 7:00 p.m.
 Sun. 10 at Oral Roberts (KOZL) 3:00 p.m.
 Tue. 19 Wright State (ESPN3^*) 7:00 p.m.
 Fri. 22 Loyola Chicago* (FS Midwest) 8:00 p.m.
 Sun. 31 at Valparaiso* (KOZL) 3:00 p.m.

January (0-0)

Thu. 4 Northern Iowa* (CBSSN) 8:00 p.m.
 Sun. 7 at Illinois State* (CBS or ESPNU) 1 or 3 p.m.
 Wed. 10 at Evansville* (KOZL) 7:00 p.m.
 Sun. 14 Indiana State* (KOZL) 2:00 p.m.
 Wed. 17 Valparaiso* (ESPN3) 7:00 p.m.
 Sat. 20 at Drake* (FS Midwest) 3:00 p.m.
 Tue. 23 at Bradley* (KOZL) 7:00 p.m.
 Sat. 27 Southern Illinois* (ESPNU) 5:00 p.m.
 Tue. 30 Illinois State* (ESPN3) 7:00 p.m.

February (0-0)

Sat. 3 at Loyola Chicago* (CBSSN) 1:00 p.m.
 Tue. 6 at Indiana State* (FS Midwest) 6:00 p.m.
 Sat. 10 Evansville* (ESPN3^*) 2:00 p.m.
 Wed. 14 at Southern Illinois* (FS Midwest) 7:00 p.m.
 Sun. 18 Drake* (ESPN3 or ESPN3) 3:00 p.m.
 Wed. 21 Bradley* (FS Midwest) 7:00 p.m.
 Sat. 24 at Northern Iowa* (ESPN2 or CBSSN) 1 or 3

March (0-0)

Thu. 1-
 Sun. 4 MVC Tournament, St. Louis TBA

Home games played at JQH Arena; * Missouri Valley Conference game (0-0)
 @ Gulf Coast Showcase, Estero, Fla. (2-1.5th)
 % Mountain West-Missouri Valley Challenge (campus sites) (0-0)
 \$ State Farm MVC Tournament, Scottrade Center - St. Louis

COACHING STAFF

Head Coach Paul Lusk
 Alma Mater Southern Illinois, 1995
 Record at Missouri State 93-108 (7th season)
 Career Record 95-131 (8th season)
 Associate Head Coach Corey Gipson (3rd season)
 Alma Mater Austin Peay, 2004
 Assistant Coach Matt Sligh (3rd season)
 Alma Mater Covenant (Ga.) College, 2012
 Assistant Coach Keith Pickens (2nd season)
 Alma Mater Missouri State, 2013
 Basketball Operations Cody Seidel
 Alma Mater Missouri State, 2012
 Strength & Conditioning Coach Brice Cox
 Athletic Trainer Tyler Landgraf



GAME 8

MISSOURI STATE VS. COLORADO STATE



**Missouri State
BEARS**

5-2



**Colorado State
RAMS**

3-3

DATE: Tuesday, Nov. 28, 2017
 7:02 p.m. (Central)
LOCATION: JQH Arena (11,000)
 Springfield, Mo.
SERIES: Series tied, 1-1
 Last Meeting: CSU 76, MSU 71 (11/26/14)
TV: ESPN3 (Scott Warmann, Rich Zvosec)
RADIO: KTXR 101.3 FM | MSU Bears Radio Network
 (Art Hains, Mike Keltner)
TICKETS: MissouriStateBears.com | (417) 836-7678
LIVE STATS: MissouriStateBears.com



FOLLOW THE BEARS

@MSUBearsHoops

/MissouriStBears

/MissouriStBears



MissouriStateBears.com



MVC-Sports.com



#MSUBears | #MVCHoops

THE TEN COUNT

- Missouri State wraps up an eight-game November slate -- and a two-game home stand -- Tuesday night when the Bears host Colorado State in the Mountain West-Missouri Valley Challenge. MSU is 1-4 all-time in the Challenge (1-2 at JQH Arena) with a one-point loss to Utah State (12/1/15) in the club's last home game in the series.
- In his first start since March 4, **Jarred Dixon** (Jr., Kansas City, Mo.) posted a team-high 13 points in Friday's win over Evangel, going 4-for-6 from the field and a perfect 3-for-3 from beyond the arc. He is averaging 11.9 points per game over his last seven starts, dating back to last season.
- MSU's **J.T. Miller** (Sr., Clinton, N.C.) eclipsed 1,000 career points with his first of five buckets in the Evangel win on Friday. The fifth-year transfer from Howard University scored 930 points with the Bison before coming to Missouri State this season. He had three dunks in Friday's game, and the Bears are 3-0 with him in the starting lineup.
- Obediah Church** (Jr., Springfield, Ill.) is now just 2 blocked shots behind Ed Liliensiek (1977-81) for the No. 2 spot on the program's career list. Church is up to 142 career rejections, just 25 behind MSU career leader Danny Moore (96-99).
- Missouri State is getting nearly half its offensive production in the paint this season. The Bears have outscored their opponents by a 256-154 margin in the paint and accounting for 36.6 points per game -- or 49.4 percent of their points.
- Over the last five games, **Reggie Scurry** (Jr., Atlanta, Ga.) is averaging 8.6 points and converting 54.3 percent from the field -- 19-of-35.
- Obediah Church** needs 3 assists for 100 in his career, while **J.T. Miller** needs 1 steal for 100 in his career.
- MSU is averaging 14.0 offensive boards per game with double-figure offensive caroms in every game this year.
- Ryan Kreklow** (Jr., Columbia, Mo.) has converted 19 straight free throws, dating back to Jan. 24, 2017. He is 12-for-12 at the foul line this season.
- Missouri State matched or out-rebounded 26 of 33 opponents last season and has picked up that same momentum in 2017-18 by winning the battle of the boards in all seven games. MSU enters the week with a +10.0 rebound margin.
- Ryan Kreklow** is just 11 3-pointers away from 100 for his career (67 games). He would be the 15th Bear to achieve that milestone.

MAROON FIVE



Jarred Dixon
 6-6, 171, Jr.
 Kansas City, Mo.

G-GS PPG RPG APG 3FG
 7-1 6.3 2.3 1.4 4



J.T. Miller
 6-2, 190, Sr.
 Clinton, N.C.

G-GS PPG RPG APG 3FG
 7-3 11.3 4.3 1.7 2



Jarrod Rhodes
 6-6, 185, Sr.
 Palmetto, Fla.

G-GS PPG RPG APG 3FG
 7-7 7.3 4.9 2.1 8



Alize Johnson
 6-9, 203, Sr.
 Williamsport, Pa.

G-GS PPG RPG APG 3FG
 7-7 14.7 10.7 2.7 2



Obediah Church
 6-7, 225, Jr.
 Springfield, Ill.

G-GS PPG RPG APG 3FG
 7-7 6.7 5.4 1.1 18

2017-18 Alphabetical Roster

No.	Name	Pos.	Ht. ¹	Wt. ¹	Yr.	Birthdate
34	Tanveer Bhullar Etokicoke, Canada (Fr. Henry Carr Secondary Crusaders) Coach Rob Fulford +	C	7-2	278	Sr.	2/23/95
3	James Byrd Kansas City, Mo. (Park Hill South Panthers) Coach Dan Parra +	G	6-1	185	Jr.	11/25/96
5	Obediah Church** Springfield, Ill. (Springfield High Senators) Coach Matt Reed	F	6-7	225	Jr.	3/17/97
11	Jarred Dixon** Kansas City, Mo. (Lee's Summit West High Titans) Coach Michael Schieber	G	6-4	171	Jr.	11/8/96
0	Abdul Fofana Bobo Dioulasso, Burkina Faso (St. Exupery French Secondary School) +	F	6-7	207	So.	7/11/96
24	Alize Johnson* Williamsport, Pa. (St. John Neumann High Golden Knights) Coach Pete Petcavage+	F	6-9	203	Sr.	4/22/96
20	Ryan Kreklow** Columbia, Mo. (Rock Bridge High Bruins) Coach Jim Scanlon	G	6-4	186	Jr.	10/22/96
1	Mustafa Lawrence Newark, N.J. (Essex County Vocational High Terriers) Coach Joe Jordan	G	6-0	186	Fr.	11/21/96
23	J.T. Miller Clinton, N.C. (Mt. Zion Academy Warriors) Coach Tony Barnett +	G	6-2	190	Sr.	2/22/94
21	Ross Owens Woodlawn, Ill. (Woodlawn High Cardinals) Coach Shane Witzel	G	6-4	191	So.	6/22/98
15	Jarrid Rhodes* Palmetto, Fla. (Palmetto High Tigers) Coach Reggie Bellamy +	F	6-6	185	Sr.	10/15/95
35	Jared Ridder Springfield, Mo. (Kickapoo High Chiefs) Coach Dick Rippee +	F	6-8	215	Fr.	8/31/98
14	Ronnie Rousseau III Cincinnati, Ohio (Winton Woods High Warriors) Coach Donnie Gillespie	G	5-10	163	Sr.	10/14/95
25	Darian Scott Las Vegas, Nev. (Centennial High Bulldogs) Coach Noah Hartsock	C	6-11	200	Fr.	1/15/99
2	Reggie Scurry Atlanta, Ga. (North Clayton High Mavericks) Coach Martisse Troup +	F	6-5	213	Jr.	12/27/96
13	Greg Williams Houston, Texas (Home School) Coach Harry Williams	G	6-6	180	RFr.	4/1/97

* Number of letters earned at Missouri State ¹ Official heights and weights will be taken in game shoes (6/15/17)

Head Coach: Paul Lusk (Southern Illinois, 1995) 7th year

Associate Head Coach: Corey Gipson (Austin Peay, 2004), 3rd year

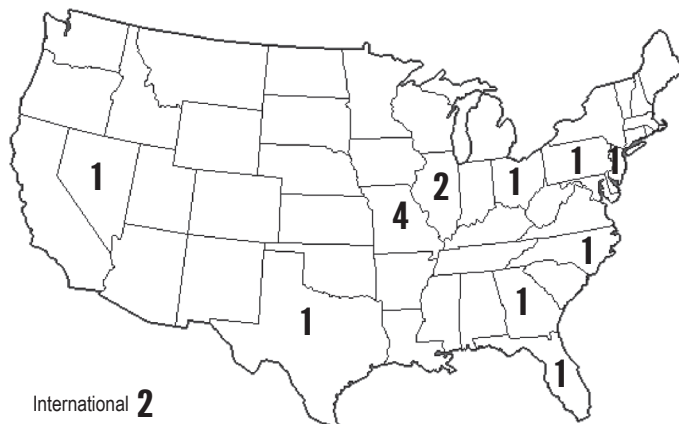
Assistant Coaches: Matt Sligh (Covenant [Ga.] College, 2005), 3rd year; Keith Pickens (Missouri State, 2013), 2nd year

Director of Basketball Operations: Cody Seidel (Missouri State, 2012), 9th year (3rd year as DOBO)

Athletic Trainer: Tyler Landgraf (Iowa State, 2000), 9th yr. **Strength Coach:** Brice Cox (Culver-Stockton, 2008), 2nd year

Roster Notes

+ Transfer Info: Jarrid Rhodes and Reggie Scurry transferred from Northern Oklahoma Tonkawa College; Alize Johnson transferred from Frank Phillips (Texas) College; Ronnie Rousseau III transferred from State Fair (Mo.) Community College; Abdul-Hakim Fofana transferred from Dakota College; J.T. Miller transferred from Hampton University; Tanveer Bhullar transferred from New Mexico State University; James Byrd transferred from Penn Valley CC.; Ridder transferred from Xavier University.



International **2**

Pronunciation Guide

Tanveer Bhullar tan-VEER BOO-larr
Obediah Church oh-buh-DIE-uh
Jarred Dixon JARE-id
Abdul Fofana foe-FAWN-uh
Alize Johnson AL-luh-zay
Ryan Kreklow CRECK-low
Jarrid Rhodes JARE-id
Ronnie Rousseau III ROO-so
Coach Matt Sligh SLY

Squad Breakdown

Total Squad Members 16
Seniors 5
Alize Johnson, Jarrid Rhodes,
Ronnie Rousseau III, J.T. Miller, Tanveer Bhullar
Juniors 5
Obediah Church, Jarred Dixon, Ryan Kreklow,
Reggie Scurry, James Byrd
Sophomores 2
Ross Owens, Abdul-Hakim Fofana
Freshmen 4
Greg Williams, Mustafa Lawrence, Jared Ridder,
Darian Scott
Returning Lettermen 5
Alize Johnson, Jarrid Rhodes, Obediah Church,
Jarred Dixon, Ryan Kreklow
Lettermen Not returning 6
Dequon Miller, Jordan Martin, Tyler McCullough,
Chris Kendrix, Austin Ruder, Robin Thompson
Returning Starters (GS) 4
Alize Johnson (33), Jarrid Rhodes (27),
Obediah Church (26), Ronnie Rousseau III (14)
Starters Not Returning (GS) 1
Dequon Miller (32)

Breakdown by Height

7-2 Tanveer Bhullar
6-11 Darian Scott
6-9 Alize Johnson
6-8 Jared Ridder
6-7 Obediah Church,
Abdul-Hakim Fofana
6-6 Jarrid Rhodes, Greg Williams
6-5 Reggie Scurry
6-4 Ryan Kreklow, Ross Owens,
Jarred Dixon
6-2 J.T. Miller
6-1 James Byrd
6-0 Mustafa Lawrence
5-10 Ronnie Rousseau III

In-Season Birthdays

Oct. 14 Ronnie Rousseau III (22)
Oct. 15 Jarrid Rhodes (22)
Oct. 22 Ryan Kreklow (21)
Nov. 8 Jarred Dixon (21)
Nov. 14 Coach Paul Lusk (46)
Nov. 21 Mustafa Lawrence (20)
Nov. 25 James Byrd II (21)
Dec. 27 Reggie Scurry (21)
Jan. 15 Darian Scott (19)
Jan. 22 Coach Corey Gipson (37)
Feb. 2 Ops. Director Cody Seidel (28)
Feb. 22 J.T. Miller (24)
Feb. 23 Tanveer Bhullar (23)
March 17 Obediah Church (21)
April 1 Greg Williams (21)

Missouri Valley Conference Preseason Poll

1. Missouri State (30)	381
2. UNI (8)	337
3. Loyola (1)	321
4. Illinois State (1)	256
5. Southern Illinois	226
6. Valparaiso	214
7. Bradley	182
8. Indiana State	116
9. Evansville	88
10. Drake	79

First-place votes in parentheses

As selected by head coaches, SIDs, and media.

Preseason All-MVC Team

Preseason Player of the Year

Alize Johnson, Missouri State

Preseason All-MVC First Team

Alize Johnson, Missouri State

Donte Ingram, Loyola

Brenton Scott, Indiana State

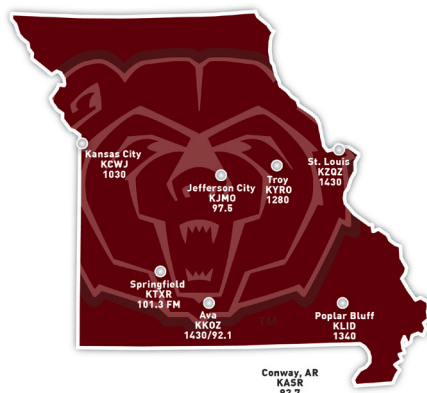
Bennett Koch, Northern Iowa

Reed Timmer, Drake

Aundre Jackson, Loyola

MSU Radio Network

Ava	KKOZ (1430 AM / 92.1 FM)
Conway, Ark.	KASR (92.7 FM)
Jefferson City	KJMO (97.5 FM)
Kansas City	KCWJ (1030 AM)
Poplar Bluff	KLID (1340 AM)
Springfield	KTXR (101.3 FM)
St. Louis	KXFN (1380 AM / 106.5 FM)
Troy	KYRO (1280 AM)
Online	RadioSpringfield.com



MSU Television Network

The five-station Missouri State TV Network will televise seven games this year on the following:

Springfield	KOZL (flagship)
St. Louis	KMOV MyNet 4.3
Kansas City	Time Warner Sports Channel
Kansas City	KMCI, KSHB, Bounce
Columbia/Jefferson City	Mediacom MC-22
Lake of the Ozarks	Lake TV



Missouri Valley Weekly Media Calls

Beginning January 8, the MVC will conduct weekly Monday teleconferences featuring the league's 10 head coaches. Media wishing to participate may call (877) 441-0939.

Teleconference dates are January 8, 15, 22, 29; February 5, 12, 19, 26 (postseason), with Paul Lusk taking questions at 10:33 a.m. weekly.

Head Coach Paul Lusk

Paul Lusk (Southern Illinois, 1995) is **93-108** (.463) in his seventh season at MSU and **95-131** (.420) in his eighth season overall as a head coach. He is 45-63 in MVC games (30-24 at home, 15-39 on the road), 4-6 in MVC Tournament games and **44-39** against all non-conference foes (29-13 at JQH Arena, 11-14 away and 4-12 at neutral sites). In all games, he is 59-37 at home, 26-53 on the road, and 8-18 at neutral sites. He is 0-1 against Colorado State (0-1 at neutral site).

The 46-year-old Lusk took the reins as MSU's 17th head coach on April 1, 2011. He came to Springfield after seven seasons at Purdue (2004-11), including his last three as associate head coach there. Now in his 17th season in the coaching profession, Lusk has previous assistant coaching stops at Southwestern Illinois (1996-97), Missouri Southern (1999-2002) and Southern Illinois (2003-04) in addition to a one-year head coaching stint at (Div. III) Dubuque (2002-03). Lusk has played or coached in 10 NCAA Tournaments.

Lusk finished third in the MVC Coach of the Year voting in 2014 and was a finalist for the Skip Prosser Man of the Year Award that same year. He was also named one of the Top 25 high-major assistants by FoxSports.com in 2010, and CollegeSportsMadness.com named him MVC coach of the year in 2012. He is a member of the Illinois Basketball Hall of Fame after scoring 2,743 points during a highly-touted prep career at Wesclin High in New Baden, Ill. He went on to play 107 college games at Iowa and Southern Illinois, earning All-MVC second-team honors in 1994 for the Salukis.

The Series

The Bears and Rams have played twice previously, including a first-round matchup at the 2014 Great Alaska Shootout in Anchorage (11/26/14). CSU took a 76-61 decision with MSU's Dorrian Williams scoring 16 points and snagging 7 rebounds. No players on the current MSU roster were on that trip.

The clubs also met in Fort Collins on 12/27/41 as part of coach Andrew McDonald's December trip through Oklahoma, Texas and Colorado. The Bears won the game, 34-30.

Bears on the Air

All Missouri State games will air live on the Missouri State Radio Network with Springfield flagship station KTXR (101.3 FM) providing the feed to the eight-station network across Missouri as well as live audio streaming at RadioSpringfield.com.

The voice of the Bears, **Art Hains**, first began calling MSU's action in 1977 and is in his second stint and 37th season overall. He called MSU games from 1977-81 and returned to the mic in 1985. Hains celebrated his 1,000th MSU basketball broadcast (and 2,000th career MSU event) on Jan. 2, 2013 against Illinois State at JQH Arena. Former Bears' great **Mike Keltner** (1970-74) provides color commentary. Hains was inducted into the Missouri Sports Hall of Fame on Jan. 29, 2017.

Charitable Beginnings

Missouri State's exhibition game at Kansas State on Oct. 21 was added via special permission from the NCAA to benefit the American Red Cross' hurricane relief efforts. The game at Bramlage Coliseum in Manhattan attracted more than 2,500 fans and raised more than \$15,000 to help victims of natural disasters in Texas, Florida and Puerto Rico.

Exit Polls

For the first time since joining the Missouri Valley Conference in 1990-91, the Bears are the league's preseason favorite to win the regular-season title, according to a preseason poll of Valley coaches, media and communications professionals. MSU received 30 of the possible 40 first-place votes -- and 381 points in all -- followed by UNI (337), Loyola (321), Illinois State (256) and Southern Illinois (226) to round out the 10-team league's upper division.

Missouri State has won the MVC regular-season crown once -- in 2010-11 -- but were picked second in the league's preseason poll that season.

Preseason Player of the Year

Missouri State senior forward **Alize Johnson** (Williamsport, Pa.) was named Missouri Valley Conference preseason player of the year during the league's media day event in St. Louis on October 24.

Johnson is just the second MSU player -- and first since Kyle Weems in 2011-12 -- to be named as the Valley's top player in the preseason.

Last season, Johnson averaged 14.8 points and a league-best 10.6 rebounds per game to earn All-MVC first-team honors and MVC Newcomer of the Year distinction. The transfer from Frank Phillips (Texas) College tabulated 17 double-doubles as a junior, which ranked 15th among all DI players.

Alize Named to Three Award Watch Lists

Missouri State senior **Alize Johnson** was announced Oct. 19 as one of the 20 candidates for the 2018 Karl Malone Power Forward of the Year Award.

The award is named after Hall of Famer and two-time NBA Most Valuable Player Karl Malone. By mid-February, the watch list of 20 players will be narrowed to just 10 with five finalists announced in March. The winner will be announced April 6 at the ESPN College Basketball Awards Show in LA.

Johnson is also on the Citizen Naismith Trophy Award Watch List and the Lou Henson Mid-Major Player of the Year Award Watch List.

2017 MW-MVC Challenge

N28.....	Colorado State at Missouri State
N28.....	Loyola at Boise State
N28.....	Utah State at Valparaiso
N29.....	UNLV at Northern Iowa
N29.....	Air Force at Indiana State
N29.....	Illinois State at Nevada
N29.....	Evansville at New Mexico
D2.....	San Jose State at Southern Illinois
D2.....	Drake at Wyoming
D3.....	Bradley at San Diego State

MW-MVC Challenge History

The MW has a 33-22 edge in the 55 previous games. Last year, the two leagues tied in the series, 5-5. The Mountain West holds a 3-1-2 edge in the series in the previous six seasons:

2009	MVC won 5-4
2010	MW won 8-1
2011	Tied, 4-4
2012	MW won, 6-3
2015	MW won, 6-4
2016	Tied, 5-5

MSU Season Double-Doubles (since 1969-70)

1. Curtis Perry, 1969-70	23
2. Mike Robinson, 1978-79	18
Lee Campbell, 1989-90	18
4. Mike Robinson, 1979-80	17
Alize Johnson, 2016-17	17
6. Mike Wallace, 2001-02	14
7. William Doolittle, 1973-74	13
Dennis Hill, 1974-75	13
9. William Doolittle, 1972-73	12
10. Kelby Stuckey, 1988-89	10
Danny Moore, 1996-97	10
--- Alize Johnson, 2017-18	3

MSU Career Blocked Shots

1. Danny Moore (1996-99)	167
2. Ed Liliensiek (1977-81)	144
3. Obediah Church (2015-pres.)	142
4. Drew Richards (2004-08)	133
5. Ricky Johnson (1981-83)	125
6. Kyle Weems (2008-12)	114
7. Tamarr MacLin (2001-05)	96
8. Johnny Epps (1994-96)	90
9. Scott Brakebill (1998-2002)	89
10. Monwell Randle (2000-04)	73
Tyler McCullough (2013-17)	73

Series History vs. CSU (1-1)

12/27/41	at Fort Collins	W 34-30
11/26/14	at Anchorage, Alaska	L 61-76

Bears Hotline Radio Show

Bears Hotline, a weekly radio show featuring head coach Paul Lusk, airs Mondays at 7 p.m., throughout the season on Jock 98.7 FM. The show runs from Nov. 20 through March 12 with no show on Dec. 25 or Jan. 1. Bears Hotline is hosted by Art Hains and originates from Houlihans North (2431 N. Glenstone, Springfield), inside the DoubleTree Hotel.

Bears Basketball Rewind TV Show

Beginning Dec. 2, Bears Basketball Rewind with Paul Lusk will air on KOLR-10 TV (Saturdays at 6:30 p.m.) and KOZL-TV (Saturdays at 12 p.m., Sundays at 9:30 p.m., and Mondays at 4:30 a.m.). The show is hosted by Dan Lucy and will include 13 episodes, concluding Feb. 24.

Returning Award Winners

In addition to Valley first-team selection Alize Johnson, two more more Bears return after winning conference accolades a year ago.

Obediah Church (Springfield, Ill.) was on the MVC All-Defensive Team after he blocked a league-high 74 shots last season (2.39 per game) which ranked 21st nationally. He also pulled down 5.8 rebounds per game and accumulated 16 steals.

Jarred Dixon (Kansas City, Mo.) earned MVC All-Bench Team laurels after he averaged 8.6 points per game as a sophomore with 23 appearances in reserve. He finished the season with a 2.0 assist-per game average and snagged 26 steals. Dixon posted 11.7 points per game over the club's last six.

Excellent in Estero

Missouri State shot 46.0 percent from the field and 77.8 percent at the foul line to go 2-1 at the Gulf Coast Showcase, Nov. 20-22, in Estero, Fla. The Bears won the consolation championship with a 71-60 win over FAU after dropping a narrow 74-73 decision to Georgia Southern in the first round and then downing Manhattan, 69-65, in the next. MSU had a +9.7 rebound margin with **Alize Johnson** averaging 16.0 points and 9.0 boards. **J.T. Miller** averaged 13.0 points.

Success on Signing Day

MSU received National Letters of Intent on Nov. 8 from three players who will join the Bears in 2018-19:

Ronnie Bell (G, 6-1, 170, Fr., Kansas City, Mo., Park Hill High)

A two-sport standout at Park Hill (Mo.) High School, Bell led the Trojans to a 21-6 record and state sectional run last season. In 2016-17, Bell averaged 14.4 points per game as a junior and earned first-team all-district and all-conference laurels. He was also named MVP of the Liberty North and William Jewell tournaments, while earning all-tournament honors three times. He is also a standout wide receiver on the Park Hill football team.

Grant Gelon (GAY-lawn) (G, 6-5, 195, Jr., Crown Point, Ind., Crown Point High, State Fair CC)

Now a sophomore at State Fair Community College in Sedalia, Mo., Gelon played his freshman season for coach Tom Crean at Indiana and saw action in 12 games for the Hoosiers in 2016-17. He was 7-for-9 (.778) from the field and 3-of-5 from 3-point range and scored a season-best 8 points at Michigan on 1/26/17. As a prep senior at Crown Point (Ind.) High, he averaged 14.5 points, earning AP all-state HM distinction in 2016 for coach Clint Swan and garnered IBCA Super 15 all-state honors.

Kabir Mohammed (F, 6-5, 225, Jr., Lagos, Nigeria, Fort Washington (Md.) NCA, San Jacinto College)

Mohammed averaged 10.8 points and 8.3 rebounds as a freshman for coach Scott Gernander at San Jacinto College in Pasadena, Texas last season. He was an All-Region honorable mention pick as part of a 33-2 club that claimed the Region 14 title in 2016-17 and advanced to the NJCAA national tournament. As a high school senior at National Christian Academy in Fort Washington, Md., Mohammed logged 18.1 points and 12.3 rebounds per game for an Eagles team that finished 27-2 overall.

Bears Basketball History

The Bears have an all-time record of **1643-964** (.630) in their 106th season and are **659-447** (.596) in their 36th season since making the move to Division I in 1982-83.

During the Division I era, MSU has made NCAA Tournament appearances in 1987, 1988, 1989, 1990, 1992, and 1999. With NCAA Tournament wins over Wisconsin and Tennessee, the 1999 Bears advanced to the NCAA Sweet 16 for the first time in program history. The Bears have appeared in the National Invitation Tournament nine times -- 1986, 1991, 1993, 1997, 2000, 2005, 2006, 2007 and 2011. The 1986, 1993 and 2006 squads all reached the NIT quarterfinals. In 2010, MSU earned the CollegeInsider.com Postseason Tournament championship and in 2014 made their second CIT appearance in five years.

The Bears won NAIA national championship titles in 1952 and 1953 under the late Bob Vanatta, while making six NAIA national tournament trips from 1939-1954. MSU also appeared in the NCAA Division II Tournament 10 times, finishing as national runners-up four times -- 1959, 1967, 1969 and 1974.

MSU has won 24 regular-season conference titles, including the 2010-11 MVC championship. The Bears have also recorded 28 seasons of 20 or more victories, including 15 in the Division I era.

Missouri State University

Missouri State University is a public, comprehensive university system with a mission in public affairs, whose purpose is to develop educated persons while achieving five goals: democratizing society, incubating new ideas, imagining Missouri's future, making Missouri's future, and modeling ethical and effective behavior.

With a record enrollment of 26,216 (fall 2017), MSU is the second-largest institution for higher learning in Missouri, and its identity is distinguished by its statewide mission in public affairs. This mission requires a campus-wide commitment to foster competence and responsibility in the common vocation of citizenship. MSU is a selective admissions, graduate-level, teaching and research institution. MSU competes at the NCAA Division I level and is a member of the Missouri Valley Conference.

Notable Missouri State alums include: Ryan Howard (2009 NLCS MVP, first baseman, Philadelphia Phillies), John Goodman (actor), Kathleen Turner (actress), Deidre Goodwin (actress), David Glass (owner, world champion Kansas City Royals), John Q. Hammons (businessman, hotel developer), Bob Holden (43rd governor of Missouri), Bill Mueller (2003 American League batting champ), and Jackie Stiles (Hall of Famer and former Division I women's basketball all-time career scoring leader).

Missouri State Quick Facts

Missouri State University

Location.....Springfield, Mo.
 Founded.....1905
 Enrollment.....26,216 (fall 2017)
 Nickname.....Bears
 Colors.....Maroon & White
 President.....Clifton M. Smart III
 Alma Mater.....Tulane, 1983
 Website.....MissouriState.edu

MSU Athletics

National Affiliation.....NCAA Division I
 Conference Affiliation.....Missouri Valley
 Director of Athletics.....Kyle Moats
 Alma Mater.....SIU Edwardsville, 1988
 Athletics Phone.....(417) 836-5244
 Faculty Athletics Representative.....Dr. Jim Hutter
 Alma Mater.....Missouri State, 1984
 Web Site.....MissouriStateBears.com

Tickets

Tickets by Phone.....(417) 836-7678 or
(888) 476-7849
www.MissouriStateBears.com/Tickets
 Main Ticket Location.....JQH Arena
Old Missouri Bank Ticket Window

JQH Arena

First Game.....Nov. 22, 2008
 Capacity.....11,000
 All-Time Home Record.....101-47
 Press Row.....(417) 836-8145
 Media Entry/Will Call.....NE Ramp/Security Entry

Athletics Communications

Director (Men's Basketball).....Rick Kindhart
 Main Office.....(417) 836-5402
 Direct Line.....(417) 836-4585
 Cell Phone.....(417) 849-5865
 Email.....RKindhart@MissouriState.edu
 Assistant Directors.....Ben Adamson, Eric Doennig
 Graduate Assts.....Shannon Carrico, Emily McMillan
 Social Media Manager.....Bridgette Robles
 Shipping Address.....HSC, Suite 300
901 S. National Ave.
Springfield, MO 65897
 Connect.....Facebook.com/MissouriStBears
@MissouriStBears | #MSUBears
@MSUBearsHoops | @CoachPaulLusk

Team Information

2016-17 Overall Record.....17-16
 Home.....11-6
 Road.....4-8
 Neutral Sites.....2-2
 Conference Record (Finish).....7-11 (16th)
 Starters Returning/Lost.....4/1
 Returning Starters (GS).....Alize Johnson (33),
Jarrod Rhodes (27), Obediah Church (26),
Ronnie Rousseau III (14).
 Letterwinners Returning/Lost.....5/6
 Newcomers.....8

Missouri State™

MSU Basketball History

First Year of Basketball.....1908-09
 All-Time Record.....1643-964 (.630) (105 yrs.)
 Division I Record.....659-447 (.595) (35 yrs.)
 NCAA Appearances (Recent).....6 (1999)
 NCAA Tournament Record.....3-6
 NIT Appearances (Recent).....9 (2011)
 NIT Record.....10-9
 CIT Appearances (Recent).....2 (2014)
 CIT Record.....4-1
 Last Postseason Opponent.....Murray State (CIT, L 63-66)

Coaches and Staff

Basketball Office Phone.....(417) 836-4136
 Best Time to Reach.....Contact SID
 Head Coach.....Paul Lusk
 Alma Mater.....Southern Illinois, 1995
 Record at Missouri State.....93-108 (7th season)
 Career Record.....95-131 (8th season)
 Associate Head Coach.....Corey Gipson (3rd season)
 Alma Mater.....Austin Peay, 2004
 Assistant Coach.....Matt Sligh (3rd season)
 Alma Mater.....Covenant (Ga.) College, 2012
 Assistant Coach.....Keith Pickens (2nd season)
 Alma Mater.....Missouri State, 2013
 Basketball Operations.....Cody Seidel
 Alma Mater.....Missouri State, 2012
 Strength & Conditioning Coach.....Brice Cox
 Athletic Trainer.....Tyler Landgraf
 Managers.....Collin Dimitroff, Jordan Scott,
Al Mohamed, Devin Diaz, Drew Klein,
Jonathan Livengood, Colin Riesmeyer,
Tanner Bencomo, Tanner Forrest, Jarrett Paoni

2017-18 Missouri State Numerical Roster

No.	Name	Pos.	Ht.	Wt.	Yr.	Hometown (High School)	Previous School
0	Abdul Fofana	F	6-7	207	So.	Bobo Dioulasso, Burkina Faso (St. Exupery Secondary)	Dakota College
1	Mustafa Lawrence	G	6-0	186	Fr.	Newark, N.J. (Essex County Vocational)	Forest Trail (N.C.) Prep School
2	Reggie Scurry	F	6-5	213	Jr.	Atlanta, Ga. (North Clayton High)	Northern Oklahoma Tonkawa College
3	James Byrd II	G	6-1	185	Jr.	Kansas City, Mo. (Park Hill South High)	Metro (KC) Community College-Penn Valley
5	Obediah Church**	F	6-7	225	Jr.	Springfield, Ill. (Springfield High)	--
11	Jarrod Dixon**	G	6-4	171	Jr.	Kansas City, Mo. (Lee's Summit West High)	--
13	Greg Williams	G	6-6	180	RFr.	Houston, Texas (Home School)	--
14	Ronnie Rousseau III	G	5-10	163	Sr.	Cincinnati, Ohio (Winton Woods High)	State Fair (Mo.) Community College
15	Jarrod Rhodes*	F	6-6	185	Sr.	Palmetto, Fla. (Palmetto High)	Northern Oklahoma Tonkawa College
20	Ryan Kreklow**	G	6-4	186	Jr.	Columbia, Mo. (Rock Bridge High)	--
21	Ross Owens	G	6-4	191	So.	Woodlawn, Ill. (Woodlawn High)	--
23	J.T. Miller	G	6-2	190	Sr.	Clinton, N.C. (Mt. Zion Academy)	Hampton University
24	Alize Johnson*	F	6-9	203	Sr.	Williamsport, Pa. (St. John Neumann High)	Frank Phillips (Texas) College
25	Darian Scott	C	6-11	200	Fr.	Las Vegas, Nev. (Centennial High)	--
34	Tanveer Bhullar	C	7-2	278	Sr.	Etobicoke, Canada (Fr. Henry Carr Catholic)	New Mexico State University
35	Jared Ridder	F	6-8	215	Fr.	Springfield, Mo. (Kickapoo High)	Xavier University

* Number of letters earned at Missouri State † Official heights and weights will be taken in game shoes (6/15/17)

Head Coach: Paul Lusk (Southern Illinois, 1995) 7th year

Associate Head Coach: Corey Gipson (Austin Peay, 2004), 3rd year

Assistant Coaches: Matt Sligh (Covenant [Ga.] College, 2005), 3rd year; Keith Pickens (Missouri State, 2013), 2nd year.

Director of Basketball Operations: Cody Seidel (Missouri State, 2012), 9th year (3rd year as DOBO)

Athletic Trainer: Tyler Landgraf (Iowa State, 2000), 9th year

Strength Coach: Brice Cox (Culver-Stockton, 2008), 2nd year



2017-18 Overall Season Statistics (5-2)

No.	Player	G-GS	Min	Ave	FG-A	Pct	3FG-A	Pct	FT-A	Pct	OR-DR	Reb	Ave	PF-D	A	TO	BS	ST	Pts	Ave
24	Alize Johnson	7-7	180	25.7	35-81	.432	2-21	.095	31-41	.756	24-51	75	10.7	18-0	19	12	1	3	103	14.7
23	J.T. Miller	7-3	161	23.0	34-56	.607	2-4	.500	9-12	.750	6-24	30	4.3	15-0	12	7	1	6	79	11.3
02	Reggie Scurry	7-0	109	15.6	27-47	.574	0-1	.000	7-9	.778	14-12	26	3.7	14-1	0	11	4	2	61	8.7
14	Ronnie Rousseau III	6-6	159	26.5	17-36	.472	6-13	.462	7-10	.700	2-7	9	1.5	16-0	8	10	0	4	47	7.8
15	Jarrid Rhodes	7-7	193	27.6	20-55	.364	8-26	.308	3-3	1.000	9-25	34	4.9	13-0	15	9	1	4	51	7.3
05	Obediah Church	7-7	142	20.3	19-26	.731	0-0	.000	9-19	.474	19-19	38	5.4	16-0	8	7	18	1	47	6.7
20	Ryan Kreklow	7-4	156	22.3	12-43	.279	8-30	.267	12-12	1.000	3-18	21	3.0	12-0	11	12	1	9	44	6.3
11	Jarred Dixon	7-1	164	23.4	18-44	.409	4-8	.500	4-9	.444	4-12	16	2.3	8-0	10	7	2	5	44	6.3
34	Tanveer Bhullar	6-0	65	10.8	10-27	.370	0-1	.000	3-8	.375	8-11	19	3.2	11-0	3	11	2	1	23	3.8
01	Mustafa Lawrence	3-0	37	12.3	3-9	.333	2-7	.286	0-0	.000	1-5	6	2.0	3-0	4	1	0	3	8	2.7
21	Ross Owens	2-0	12	6.0	2-5	.400	1-4	.250	0-0	.000	0-1	1	0.5	0-0	0	1	1	0	5	2.5
00	Abdul Fofana	4-0	21	5.3	2-5	.400	0-0	.000	2-3	.667	2-7	9	2.3	2-0	1	1	1	2	6	1.5
	Team				(Deadball rebounds: MSU - 17, Opponents -20)						6-15	21	3.0	0			2			
	Missouri State	7	1400	200.0	199-434	.459	33-115	.287	87-126	.690	98-207	305	43.6	128-1	91	91	32	40	518	74.0
	Opponents	7	1400	200.0	156-421	.371	50-144	.347	80-117	.684	81-154	235	33.6	117-2	72	89	31	43	442	63.1

Date	Site	Att.	Opponent	W/L	Score	Record	Point Leader	Rebound Leader	Assist Leader
10/21	Away	2,501	Kansas State (exh.)	L	62-78	---	Rhodes 20	Bhullar 9	Church, Miller 2
11/1	Home	3,926	Southwest Baptist (exh.)	W	83-56	---	Rhodes 14	Rhodes, Miller 6	Rousseau 3
11/10	Away	5,241	Western Kentucky	W	85-80	1-0	Miller 14	Johnson, Miller 8	Rhodes 4
11/15	Home	4,876	Southern University	W	86-58	2-0	Miller 16	Johnson 14	Johnson 5
11/17	Home	4,703	North Dakota State	L	54-57	2-1	Johnson 23	Johnson 20	Rousseau 1
11/20	Neut	823	Georgia Southern #	L	73-74	2-2	Johnson, Miller 17	Johnson 14	Johnson 4
11/21	Neut	841	Manhattan #	W	69-65	3-2	Johnson 17	Rhodes 7	Rhodes 5
11/22	Neut	868	Florida Atlantic#	W	71-60	4-2	Johnson, Rhodes 14	Johnson 8	Johnson, Miller 4
11/24	Home	3,485	Evangel	W	80-48	5-2	Dixon 13	Church 10	Kreklow 4
11/28	Home		Colorado State						
12/2	Neut		South Dakota State %						
12/4	Away		North Dakota State						
12/8	Home		Hampton						
12/10	Away		Oral Roberts						
12/19	Home		Wright State						
12/22	Home		Loyola Chicago*						
12/31	Away		Valparaiso*						
1/4	Home		Northern Iowa*						
1/7	Away		Illinois State*						
1/10	Away		Evansville*						
1/14	Home		Indiana State*						
1/17	Home		Valparaiso*						
1/20	Away		Drake*						
1/23	Away		Bradley*						
1/27	Home		Southern Illinois*						
1/30	Home		Illinois State*						
2/3	Away		Loyola Chicago*						
2/6	Away		Indiana State*						
2/10	Home		Evansville*						
2/14	Away		Southern Illinois*						
2/18	Home		Drake*						
2/21	Home		Bradley*						
2/24	Away		Northern Iowa*						
3/1-3/4	Neut		MVC Touranment \$						

(Exh.) exhibition games (1-1); @ Gulf Coast Showcase, Estero, Fla. (2-1, 5th); % Mountain West-Missouri Valley Challenge (0-0); \$ - MVC Tournament, Scottrade Center, St. Louis (0-0); () AP rankings. MSU is 5-2 overall, 2-1 home, 1-0 away, 2-1 neutral, 0-0 overtime, 0-0 MVC, 5-2 non-conference (includes 0-0 in MVC Tournament), 5-2 November, 0-0 December, 0-0 January, 0-0 February, 0-0 March. 0-0 Sunday, 0-1 Monday, 1-0 Tuesday, 2-0 Wednesday, 0-0 Thursday, 2-1 Friday, 0-0 Saturday.

* MVC games (0-0 Overall, 0-0 at Home; 0-0 Away); Attendance: Home - 13,064 in 3 dates (4,354); Road - 5,241 in 1 dates (5,241); Neutral - 2,532 in 3 dates (844); Total - 20,837 in 7 dates (2,977)

Missouri State Miscellaneous Statistics

MSU Scoring Margin: +10.9; MSU Rebound Margin: +10.0.

Double-Figure Scoring Games (24): Johnson 6, Miller 6, Rhodes 3, Church 3, Dixon 2, Scurry 2, Kreklow 1, Rousseau 1; **Opponents 20.**

20-Point Games (1): Aalize Johnson 1; **Opponents:** 3. **30-Point Games (0):** none. **Opponents:** 0.

Double-Figure Rebound Games (4): Johnson 3, Church 1; **Opponents 2.**

Double-Figure Scoring-Rebound Games (4): Johnson 3, Church 1; Opponents 1.

Games Leading MSU in Scoring: Johnson 4, Miller 3, Dixon 1, Rhodes 1.

Games Leading MSU in Rebounding: Johnson 5, Church 1, Miller 1, Rhodes 1.

Games Leading MSU in Assists: Johnson 3, Rhodes 2, Kreklow 1, Miller 1, Rousseau 1.

By Periods	1st	2nd	OTs	Total
Missouri State	266	252	--	518
Opponents	218	224	--	442

[illegible]

2017-18 Season Superlatives

MSU Game Highs		Individual	Team
Points	23	Alize Johnson, vs. North Dakota State (11/17/17)	86 vs. Southern University (11/15/17)
Points, Half	17	Alize Johnson, vs. North Dakota State (11/17/17) 2nd	49 vs. Southern University (11/15/17) 1st
Field Goals Made	8	Alize Johnson, vs. North Dakota State (11/17/17) J.T. Miller, vs. Georgia Southern (11/20/17)	34 at Western Kentucky (11/10/17)
Field Goal Attempts	21	Alize Johnson, vs. North Dakota State (11/17/17)	69 vs. Southern University (11/15/17)
Field Goal Percentage (min 5 FG) (min 10 FG)	1.000	Obediah Church (5-5), at Western Kentucky (11/10/17) J.T. Miller (5-5), vs. Southern U. (11/15/17)	.557 at Western Kentucky (34-61) (11/10/17)
3 Pt Field Goals Made	3	Ryan Kreklow, vs. Southern U. (11/15/17) Jarrod Rhodes, vs. Southern U. (11/15/17) Jarrod Rhodes, vs. FAU (11/22/17) Jarrod Dixon, vs. Evangel (11/24/17)	9 vs. Southern University (11/15/17)
3 Pt FG Attempts	8	Ryan Kreklow, vs. Southern U. (11/15/17)	24 vs. Southern University (11/15/17)
3 Pt FG Percentage (min 3 3FG)	1.000	Jarrod Dixon (3-3), vs. Evangel (11/24/17)	.462 at Western Kentucky (6-13) (11/10/17)
Free Throws Made	7	Alize Johnson, vs. North Dakota State (11/17/17) Alize Johnson, vs. Georgia Southern (11/20/17) Alize Johnson, vs. Manhattan (11/21/17)	20 vs. Manhattan (11/21/17)
Free Throw Attempts	10	Alize Johnson, vs. North Dakota State (11/17/17)	25 vs. Manhattan (11/21/17)
Free Throw Percentage (min 5 FTA)	1.000	Alize Johnson (7-7), vs. Manhattan (11/21/17)	.800 vs. Manhattan (20-25) (11/21/17)
Rebounds	23	Alize Johnson, vs. North Dakota State (11/17/17)	51 vs. Southern University (11/15/17)
Offensive Rebounds	7	Alize Johnson, vs. North Dakota State (11/17/17)	20 vs. Southern University (11/15/17)
Assists	5	Alize Johnson, vs. Southern U. (11/15/17)	18 vs. Evangel (11/24/17)
Turnovers	4	Alize Johnson, vs. FAU (11/22/17) Tanveer Bhullar, vs. Evangel (11/24/17)	18 at Western Kentucky (11/10/17)
Blocked Shots	5	Obediah Church, vs. Evangel (11/24/17)	9 vs. Evangel (11/24/17)
Steals	3	Jarrod Dixon, vs. Manhattan (11/21/17) Mustafa Lawrence, vs. Evangel (11/24/17)	9 vs. Evangel (11/24/17)
Fouls	----		31 at Western Kentucky (11/10/17)
Opponent Game Highs		Individual	Team
Points	24	Lamonte Bearden, at Western Kentucky (11/10/17)	80 at Western Kentucky (11/10/17)
Points, Half	18	Tookie Brown, vs. Georgia Southern (11/20/17) 1st	46 at Western Kentucky (11/10/17) 2nd
Field Goals Made	8	Ike Smith, vs. Georgia Southern (11/20/17) Justin Washington, vs. Evangel (11/24/17)	28 vs. Georgia Southern (11/20/17)
Field Goal Attempts	24	vs. Evangel (11/24/17)	67 vs. Southern University (11/15/17)
Field Goal Percentage (min 5 FG) (min 10 FG)	.600	Gerdarius Troutman (6-10), vs. FAU (11/22/17)	.434 vs. Georgia Southern (11/20/17) vs. Manhattan (23-53) (11/21/17)
3 Pt Field Goals Made	4	Tookie Brown, vs. Georgia Southern (11/20/17)	9 vs. Southern University (11/15/17)
3 Pt FG Attempts	9	Darius Thompson, at Western Kentucky (11/10/17)	21 at Western Kentucky (11/10/17)
3 Pt FG Percentage (min 3 3FG)	.800	Gerdarius Troutman (4-5), vs. FAU (11/22/17)	.429 vs. Southern University (11/15/17)
Free Throws Made	9	Lamonte Bearden, at Western Kentucky (11/10/17)	28 at Western Kentucky (11/10/17)
Free Throw Attempts	10	Lamonte Bearden, at Western Kentucky (11/10/17) Marke Nelson, at Western Kentucky (11/10/17)	36 at Western Kentucky (11/10/17)
Free Throw Percentage (min 5 FTA)	.900	Lamonte Bearden (9-10), at Western Kentucky (11/10/17)	.813 vs. FAU (13-16) (11/22/17)
Rebounds	15	Justin Johnson, at Western Kentucky (11/10/17)	41 vs. Southern University (11/15/17)
Offensive Rebounds	6	Justin Johnson, at Western Kentucky (11/10/17)	22 vs. Southern University (11/15/17)
Assists	5	Tookie Brown, vs. Georgia Southern (11/20/17)	14 vs. Manhattan (11/21/17)
Turnovers	5	Payton Hulsey, vs. FAU (11/22/17)	16 vs. Southern University (11/15/17)
Blocked Shots	5	Pauly Paulicap, vs. Manhattan (11/21/17)	7 vs. Manhattan (11/21/17)
Steals	4	vs. Georgia Southern (11/20/17)	9 vs. Georgia Southern (11/20/17)
Fouls	----		23 vs. FAU (11/22/17) vs. Manhattan (11/21/17)
Team Lows		Missouri State	Opponents
Points	54	vs. North Dakota State (11/17/17)	48 vs. Evangel (11/24/17)
Points, Half	22	vs. North Dakota State (11/17/17) 1st	23 vs. Evangel (11/24/17) 1st
Field Goals Made	20	vs. North Dakota State (11/17/17)	20 vs. Southern University (11/15/17)
Field Goal Attempts	55	vs. Manhattan (11/21/17)	53 vs. Manhattan (11/21/17)
Field Goal Percentage	.328	vs. North Dakota State (20-61) (11/17/17)	.299 vs. Southern University (11/15/17)
3 Pt Field Goals Made	1	vs. North Dakota State (11/17/17) vs. Manhattan (11/21/17)	4 vs. Evangel (11/24/17)
3 Pt FG Attempts	11	vs. Manhattan (11/21/17)	16 vs. FAU (11/22/17)
3 Pt FG Percentage	.059	vs. North Dakota State (1-17) (11/17/17)	.211 vs. Evangel (4-19) (11/24/17)
Free Throws Made	6	vs. Evangel (11/24/17)	4 vs. Evangel (11/24/17)
Free Throw Attempts	12	vs. FAU (11/22/17) vs. Evangel (11/24/17)	7 vs. Evangel (11/24/17)
Free Throw Percentage	.500	vs. Evangel (6-12) (11/24/17)	.500 vs. Southern University (9-18), (11/15/17)
Rebounds	37	vs. Manhattan (11/21/17)	29 vs. Manhattan (11/21/17)
Assists	1	vs. North Dakota State (11/17/17)	7 vs. Evangel (11/24/17) vs. FAU (11/22/17)
Turnovers	8	vs. North Dakota State (11/17/17)	12 vs. North Dakota State (11/17/17) vs. FAU (11/22/17) vs. Evangel (11/24/17)
Blocked Shots	2	vs. Manhattan (11/21/17)	3 vs. North Dakota State (11/17/17) vs. Georgia Southern (11/20/17)
Steals	4	vs. FAU (11/22/17)	3 at Western Kentucky (11/10/17)
Fouls	11	vs. Evangel (11/24/17)	12 vs. FAU (11/22/17)

* Missouri State record

2017-18 Game-by-Game Statistics

Individual Game-by-Game Stats

Opponent	0-Fofana P-R-A	1-Lawrence P-R-A	2-Scurry P-R-A	3-Byrd P-R-A	5-Church P-R-A	11-Dixon P-R-A	14-Rousseau P-R-A	15-Rhodes P-R-A	20-Kreklow P-R-A	21-Owens P-R-A	23-Miller P-R-A	24-Johnson P-R-A	25-Scott P-R-A	34-Bhullar
11/10 at Western Kentucky	0-0-0	3-0-1	12-5-0	DNP	*11-2-0	0-3-3	*12-1-1	* 7-4-4	* 7-1-1	DNP	14-8-1	*13-8-2	DNP	6-4-0
11/15 Southern University	2-4-0	2-2-1	6-3-0	DNP	*4-7-2	5-2-1	*8-2-4	*13-3-1	*11-5-1	0-1-0	16-1-1	*10-14-5	DNP	9-7-1
11/17 North Dakota State	DNP	DNP	9-4-0	DNP	*4-5-0	5-2-0	*5-0-1	* 2-7-0	* 6-3-0	DNP	0-0-0	*23-20-0	DNP	0-0-0
11/20 vs. Ga. Southern #	0-1-0	DNP	8-4-0	DNP	*3-2-3	6-3-0	*7-2-0	*11-5-1	*5-1-1	DNP	17-6-3	*17-14-4	DNP	DNP
11/21 vs. Manhattan#	DNP	DNP	8-2-0	DNP	*12-6-1	5-2-0	*8-3-2	*0-7-5	5-1-3	DNP	*12-4-2	*17-5-1	DNP	2-0-0
11/22 vs. Fla. Atlantic#	DNP	DNP	8-3-0	DNP	*4-6-1	10-4-3	*7-1-0	*14-5-3	2-4-1	DNP	*10-5-4	*14-8-4	DNP	2-3-0
11/24 Evangel	4-4-1	3-4-2	10-5-0	DNP	*10-10-1	*13-0-3	INJ	*4-3-1	8-6-4	5-0-0	*10-6-1	*9-6-3	DNP	4-5-2
11/28 Colorado State														
12/2 vs. South Dakota St.%														
12/4 at North Dakota State														
12/8 Hampton														
12/10 at Oral Roberts														
12/19 Wright State														
12/22 Loyola Chicago*														
12/31 at Valparaiso*														
1/4 Northern Iowa*														
1/7 at Illinois State*														
1/10 at Evansville*														
1/14 Indiana State*														
1/17 Valparaiso*														
1/20 at Drake*														
1/23 at Bradley*														
1/27 Southern Illinois*														
1/30 Illinois State*														
2/3 at Loyola Chicago*														
2/6 at Indiana State*														
2/10 Evansville*														
2/14 at Southern Illinois*														
2/18 Drake*														
2/21 Bradley*														
2/24 at Northern Iowa*														
3/1-3/4 MVC Tournament \$														

Pts-Reb-Ass.

Team Game-by-Game Stats

Date	Opponent	MISSOURI STATE							OPPONENTS					
		FG% (fg-fga)	FT% (ft-fta)	3FG%(m-a)	OR-Reb	PF	TO	SCORE	FG% (fg-fga)	FT% (ft-fta)	3FG%(m-a)	OR-Reb	PF	TO
11/10	at Western Kentucky	.557 (34-61)	.611 (11-18)	.462 (6-13)	11-38	31	18	85-80	.393 (22-56)	.778 (28-36)	.381 (8-21)	13-34	19	15
11/15	Southern University	.449 (31-69)	.652 (15-23)	.375 (9-24)	20-51	20	9	86-58	.299 (20-67)	.500 (9-18)	.429 (9-21)	22-41	18	16
11/17	North Dakota State	.328 (20-61)	.684 (13-19)	.059 (1-17)	14-42	17	8	54-57	.393 (22-56)	.583 (7-12)	.300 (6-20)	7-36	15	12
11/20	vs. Georgia Southern #	.483 (28-58)	.765 (13-17)	.222 (4-18)	11-42	17	17	73-74	.418 (28-67)	.615 (8-13)	.357 (10-28)	12-35	17	8
11/21	vs. Manhattan #	.436 (24-55)	.800 (20-25)	.091 (1-11)	12-37	19	11	69-65	.434 (23-53)	.733 (11-15)	.421 (8-19)	7-29	23	14
11/22	vs. Fla. Atlantic#	.460 (29-63)	.750 (9-12)	.333 (4-12)	17-45	13	15	71-60	.356 (21-59)	.813 (13-16)	.313 (5-16)	13-31	12	12
11/24	Evangel	.500 (33-66)	.500 (6-12)	.400 (8-20)	13-50	11	12	80-48	.317 (20-63)	.572 (4-7)	.211 (4-19)	7-29	13	12
11/28	Colorado State													
12/2	vs. South Dakota State %													
12/4	at North Dakota State													
12/8	Hampton													
12/10	at Oral Roberts													
12/19	Wright State													
12/22	Loyola Chicago*													
12/31	at Valparaiso*													
1/4	Northern Iowa*													
1/7	at Illinois State*													
1/10	at Evansville*													
1/14	Indiana State*													
1/17	Valparaiso*													
1/20	at Drake*													
1/23	at Bradley*													
1/27	Southern Illinois*													
1/30	Illinois State*													
2/3	at Loyola Chicago*													
2/6	at Indiana State*													
2/10	Evansville*													
2/14	at Southern Illinois*													
2/18	Drake*													
2/21	Bradley*													
2/24	at Northern Iowa*													
3/1-3/4	MVC Tournament \$													

*MVC game; @ Las Vegas Classic; \$ MVC Tournament; OR - Offensive Rebounds; Reb - Total Rebounds; PF - Personal Fouls; TO - Turnovers

Breaking Down the Bears

Missouri State Record When:

Controlling the Tip	3-0
Opponents Control Tip	2-2
Scoring First	4-1
Opponents Score First	1-1
Leading at Half	4-0
Trailing at Half	1-2
Tied at the Half	0-0
Leading with 5:00 Left	4-1
Trailing with 5:00 Left	1-1
Tied with 5:00 Left	0-0
In Overtime	0-0
When Outbounding Opponents	5-2
When Outbounded by Opponents	0-0
When Rebounds are Same	0-0
When MSU Commits More Turnovers	2-1
When Opponents Commit More Turnovers	2-1
When Turnovers are Same	1-0
When MSU Shoots 50% or Better	2-0
When MSU Shoots Less than 50%	3-2
When Opponents Shoot 50% or Better	0-0
When Opponents Shoot Less than 50%	5-2
When MSU Shoots Better than Opp.	5-1
When Opponents Shoot Better than MSU	0-1
When MSU Shoots 40% or Better from 3pt.	2-0
When MSU Shoots Less than 40% from 3pt.	3-2
When Opp. Shoots 40% or Better from 3pt.	2-0
When Opp. Shoots Less than 40% from 3pt.	3-2
When MSU Shoots Better than Opp. from 3pt.	2-0
When Opp. Shoots Better than MSU from 3pt.	3-2
When MSU has More FT Attempts	3-2
When Opponents have More FT Att.	2-0
When Free Throw Attempts are Same	0-0
When MSU Shoots 80% or Better FT.	1-0
When MSU Shoots Less than 80% FT.	4-2
When Opponents Shoot 80% or Better FT.	1-0
When Opponents Shoot Less than 80% FT.	4-2
When MSU Shoots Better than Opp. from Line.	1-1
When Opp. Shoots Better than MSU from Line.	4-1
When Teams Shoot Same from Line	0-0
When MSU Bench Outscores Opp.	5-1
When Opponents Bench Outscores MSU	0-1
When Bench Points are Same	0-0
Following an MSU Win #	3-1
Following an MSU Loss #	1-1
# Season opener (won) not factored in	
When 0 Players in Double Figures	0-0
When 1 Player in Double Figures	0-1
When 2 Players in Double Figures	0-0
When 3 Players in Double Figures	1-1
When 4 Players in Double Figures	3-0
When 5 or More Players in Double Figures	1-0
In White Uniforms (2-1 home, 1-0 neutral)	3-1
In Maroon Uniforms (0-0 away, 0-0 neutral)	0-0
In Black Uniforms (1-0 away, 1-1 neutral)	2-1
In November	5-2
In December	0-0
In January	0-0
In February	0-0
In March	0-0
Day	2-1
Night	3-1

On Sunday	0-0
On Monday	0-1
On Tuesday	1-0
On Wednesday	2-0
On Thursday	0-0
On Friday	2-1
On Saturday	0-0

Team Misc. Stats:

Jump Balls Controlled

Missouri State	3
Opponents	4

Dunks

Missouri State	24
Opponents	6

Charges Drawn

Missouri State	3
Opponents	12

Points in Paint

Missouri State	256 (36.6 ppg)
Opponents	154 (22.0 ppg)

Points Off Turnovers

Missouri State	88 (12.6 ppg)
Opponents	77 (11.0 ppg)

Second-Chance Points

Missouri State	99 (14.1 ppg)
Opponents	91 (13.0 ppg)

Fast-Break Points

Missouri State	77 (11.0 ppg)
Opponents	25 (3.6 ppg)

Bench Scoring

Missouri State	196 / 518 (28.0 ppg, 37.8%)
Opponents	135 / 442 (19.3 ppg, 30.5%)

Point Distribution

Seniors	303 (43.3 ppg, 58.5%)
Juniors	196 (28.0 ppg, 37.8%)
Sophomores	11 (1.6 ppg, 2.1%)

Freshmen	8 (1.1 ppg, 1.5%)
Total	518 (74.0 ppg)

Technical Fouls

Missouri State (career total)	0
Opponents	0

Technical Free Throws

Missouri State	0 0 ----
Opponents	0-0 ----

3-Second Violation

Missouri State	0
Opponents	0

Shot Clock Expired

Missouri State	1
Opponents	4

Five-Second Violation (in-bounds)

Missouri State	0
Opponents	0

10-Second Violation

Missouri State	0
Opponents	0

Missouri State's First Points

Jumper	3
3-Pointer	2
Free-Throw	2
Lay-up	0
Put-Back	0
Hook Shot	0
Dunk	0
Tip-in	0

By Game Ball

Nike	3-1 (1-0 away, 2-1 neutral)
Adidas	2-1 (2-1 home, 0-0 away)
Wilson	0-0 (0-0 away, 0-0 neutral)



BEARS IN MVC AND NCAA RANKINGS (FINAL 2016-17)

Category	MVC	NCAA*	Avg.	NCAA Leader	Avg.
Won-Lost Percentage	14	167	51.5	Gonzaga	94.9
Scoring Offense	3	184	72.8	The Citadel	89.8
Scoring Defense	6	91	69.0	Virginia	56.4
Scoring Margin	4	112	3.8	Gonzaga	21.1
Field-Goal Percentage	4	180	44.3	UCLA	52.2
Field-Goal Percentage Defense	7	163	43.4	UCF	36.5
Three-Point Field Goals Per Game	5	101	8.2	Savannah St.	13.5
Three-Point Field-Goal Percentage	5	110	36.4	Marquette	42.9
Three Pt FG Defense	4	131	34.1	Morgan St.	28.5
Free-Throw Percentage	6	175	70.1	Notre Dame	80.0
Rebound Margin	2	28	5.7	North Carolina	12.3
Assists Per Game	7	255	12.2	UCLA	21.4
Assist Turnover Ratio	7	209	0.99	UCLA	1.91
Blocked Shots Per Game	5	101	3.8	Minnesota	6.7
Steals Per Game	9	265	5.3	West Virginia	10.0
Turnovers Per Game	7	105	12.3	Michigan	9.2
Turnover Margin	9	245	-1.1	West Virginia	7.7
Personal Fouls Per Game	3	89	17.7	Villanova	14.3

NCAA rankings out of 351 teams; MVC out of 10 teams; 28 = Top 50 national rankings.

Breaking Down the Bears

Opening Tips Won-Lost	Season	Career
Obediah Church	3-4	32-33
Jarrid Rhodes	0-0	3-3
Alize Johnson	0-0	1-0

Overtime Tips Won-Lost

Obediah Church	0-0	4-2
----------------------	-----------	-----

First MSU Points

Jarrid Rhodes	3	10
Alize Johnson	1	8
Ronnie Rousseau III	1	8
Obediah Church	1	3
J.T. Miller	1	1
Jarred Dixon	0	9
Ryan Kreklow	0	1

Led Bears in Scoring

J.T. Miller	3	3
Alize Johnson	4	20
Jarred Dixon	1	7
Jarrid Rhodes	1	3
Obediah Church	0	2
Ronnie Rousseau III	0	2
Ryan Kreklow	0	1

Double-Figure Scoring Games

Alize Johnson	6	30
J.T. Miller	6	6
Jarrid Rhodes	3	12
Obediah Church	3	16
Jarred Dixon	2	30
Reggie Scurry	2	2
Ryan Kreklow	1	14
Ronnie Rousseau III	1	9

20-Point Games

Alize Johnson	1	10
Jarred Dixon	0	2
Ronnie Rousseau III	0	1

Led Bears in Rebounding

Alize Johnson	5	30
Obediah Church	1	19
Jarrid Rhodes	1	3
J.T. Miller	1	1
Ryan Kreklow	0	1
Jarred Dixon	0	1

Double-Figure Rebounding Games

Alize Johnson	3	24
Obediah Church	1	6
Jarrid Rhodes	0	1
Jarred Dixon	0	1

Scoring-Rebounding Double-Doubles

Alize Johnson	3	20
Obediah Church	1	2
Jarred Dixon	0	1

Led Bears in Assists

Alize Johnson	3	9
Jarrid Rhodes	2	3
Ronnie Rousseau III	1	6
Ryan Kreklow	1	4
J.T. Miller	1	1
Jarred Dixon	0	8
Obediah Church	0	4

Record as a Starter

Alize Johnson	5-2	22-18
Jarrid Rhodes	5-2	18-16
Obediah Church	5-2	31-34
Ronnie Rousseau III	4-2	14-6
Ryan Kreklow	2-2	10-9

2017-18 Missouri State Game-by-Game Misc. Scoring Stats

Misc. Scoring	In Paint MSU-Opp	Off T/O MSU-Opp	2nd Ch. MSU-Opp	Fast Brk MSU-Opp	Bench MSU-Opp	Total MSU-Opp	Best Run
11/10 at Western Kentucky.....	44-26	15-18	17-21	6-4	35-29	85-80	14-0 (+8 to +22)
11/15 Southern University	32-18	19-9	18-21	12-3	40-34	86-58	16-2 (+9 to +23)
11/17 North Dakota State	26-30	10-4	14-10	4-2	14-17	54-57	9-0 (-5 to +4)
11/20 vs. Ga. Southern #.....	42-24	7-19	15-19	15-4	31-8	73-74	15-3 (-13 to -1)
11/21 vs. Manhattan #.....	42-20	15-8	11-7	15-6	20-17	69-65	12-3 (-9 to +0)
11/22 vs. FAU#.....	26-18	8-11	13-11	13-6	22-17	71-60	10-2 (+12 to +20)
11/24 Evangel.....	44-18	14-6	11-2	12-0	34-13	80-48	20-3 (+4 to +21)
11/28 Colorado State.....							
12/2 vs. South Dakota St. %..							
12/4 at North Dakota State....							
12/8 Hampton.....							
12/10 at Oral Roberts							
12/19 Wright State.....							
12/22 Loyola Chicago*							
12/31 at Valparaiso*							
1/4 Northern Iowa*							
1/7 at Illinois State*							
1/10 at Evansville*							
1/14 Indiana State*							
1/17 Valparaiso*							
1/20 at Drake*							
1/23 at Bradley*							
1/27 Southern Illinois*							
1/30 Illinois State*							
2/3 at Loyola Chicago*							
2/6 at Indiana State*							
2/10 Evansville*							
2/14 at Southern Illinois*							
2/18 Drake*							
2/21 Bradley*							
2/24 at Northern Iowa*							
3/1-3/4 MVC Tournament \$...							
Total.....	256-154	88-77	99-91	77-25	196-135	518-442	----

Largest deficits overcome for victory:

9, vs. Manhattan (11/21/17) down 54-45 with 12:28 remaining 2nd half
6 vs. FAU (11/22/17) down 13-7 with 13:40 remaining in 1st half

J.T. Miller	3-0	3-0
Jarred Dixon	1-0	12-17

First MSU Substitute

Reggie Scurry	5	5
Tanveer Bhullar	5	5
J.T. Miller	2	2
Ryan Kreklow	2	19
Jarred Dixon	1	8
Mustafa Lawrence	1	1
Obediah Church	0	4
Jarrid Rhodes	0	2

Dunks

J.T. Miller	8	8
Reggie Scurry	7	7
Obediah Church	5	77
Alize Johnson	1	5
Jarrid Rhodes	1	3

Jarred Dixon	1	3
Abdul Fofana	1	1

Charges Drawn

Ryan Kreklow	2	16
J.T. Miller	1	1
Alize Johnson	0	13
Jarred Dixon	0	5
Ronnie Rousseau III	0	2
Obediah Church	0	2

2017-18 Starting Lineups (*most recent)

G-G-F-F-C (* - Most recent lineup)

Rousseau-Kreklow-Rhodes-Johnson-Church	2-2
Rousseau-Miller-Rhodes-Johnson-Church	2-0
Dixon-Miller-Rhodes-Johnson-Church*	1-0

W-L



No. of Starting Lineups Used Recent Seasons:

2008-09.....	13
2009-10.....	5
2010-11.....	1
2011-12.....	1
2012-13.....	14
2013-14.....	11
2014-15.....	10
2015-16.....	11
2016-17.....	9
2017-18.....	3

Exhibition Game 1

**Oct. 21, 2017, Bramlage Coliseum, Manhattan, Kan.
Kansas State 78, Missouri State 62**

MANHATTAN, Kan. – Senior Jarrid Rhodes scored 20 points and drained five 3-pointers in a valiant exhibition effort by Missouri State here Saturday. Home standing Kansas State shot 48 percent from the field to turn back the Bears, 78-62, at Bramlage Coliseum.

The game was organized as an exhibition charity benefit to provide support for the American Red Cross' hurricane relief efforts.

MSU out-rebounded the Wildcats by a 31-26 margin and, after trailing by as many as 12, climbed back within 66-60 with 3:41 to play. But K-State did not allow a Missouri State field goal from there and pulled away with both teams clearing their benches late.

Kansas State scored the game's first nine points out of the gates before a Ryan Kreklow 3-pointer made it a 9-3 game at the first media timeout.

"I thought overall we looked tentative early and fouled too much," said MSU head coach Paul Lusk. "But those things can be corrected. Many of our mistakes were self-inflicted but overall it was a good day for a good cause."

In addition to Rhodes' output, the Bears got 9 points and 5 rebounds from newcomer Reggie Scurry and 8 points from Kreklow. Senior Tanveer Bhullar snagged a game-high 9 rebounds in just 9 minutes off the bench.

"I thought Jarrid Rhodes was outstanding," said Lusk. "His confidence is really the difference from last season. I thought Reggie Scurry did some great things. He is always a threat, and Tanveer was outstanding on the glass. A lot of good things to take home and a lot of things to improve on."

Kansas State was led by Cartier Diarra with 14 points and Kamau Stokes with 13.

Missouri State finished 20-for-49 (.339) from the field and 9-of-23 (.391) from long range. MSU was 13-for-25 (.520) at the foul line and committed 17 turnovers – 11 from Kansas State steals.

Missouri State trailed 39-31 at the intermission and turned the ball over three straight possessions to start the second half. But MSU clawed back within 62-56 after a right-wing 3-pointer by freshman Mustafa Lawrence with just over seven minutes to play.

By prior arrangement, both coaches pulled their starters around the six-minute mark, but over the next two minutes, MSU missed three of four free throw chances to fall behind by 10 once more. However, Lawrence and classmate Darian Scott got involved again on back-to-back trips to make it 66-60.

The Wildcats then put the game out of reach, first making their free throws and later with timely jumpers by Diarra, Mike McGuirl and Nigel Shadd.

Kansas State finished 27-of-57 (.474) overall, 7-of-19 (.368) from the arc and 17-of-28 (.607) at the stripe with 12 turnovers.

Missouri State was without the services of standout senior Alize Johnson who is resting a minor knee injury as a precautionary measure.

In his return to the club, Ronnie Rousseau III poured in 7 points, including a triple in the second half.



Exhibition Game 2

**Nov. 1, IQH Arena, Springfield, Mo.
Missouri State 83, Southwest Baptist 56**

Seniors Jarrid Rhodes and J.T. Miller scored 14 and 12 points, respectively, while junior Jarred Dixon pitched in 12 more to help Missouri State to an 83-56 exhibition victory over Southwest Baptist here Wednesday.

Coach Paul Lusk's Bears shot 51 percent from the field and committed just seven turnovers in a fast-paced effort by the Missouri Valley preseason favorites.

Rhodes was 6-of-8 from the field with a pair of 3-pointers and a game-high 6 rebounds. Dixon and Miller both made 5-of-8 shots with Miller matching Rhodes on the glass with 6 caroms.

The Bears sprinted out to a 9-0 lead in the first three minutes, 14 seconds of the game with Rhodes pouring in three field goals in that span.

SBU fought back to tie the game four minutes later on a layup by Karim Mouliom and pulled ahead twice before the midway point in the opening half on buckets by Logan Hovey.

Hovey's triple at the 10:55 mark gave the Bearcats an 18-16 lead. He finished with a game-high 15 points on 5-of-6 shooting.

The home side used a 13-4 run over the next three minutes to retake the lead for good. Three-pointers by Ryan Kreklow and Rhodes paced the outburst, while Obediah Church flushed home the first of eight MSU dunks on the night.

Dixon led a personal 6-0 run to push Missouri State ahead by double figures for the first time with 5:51 left in the first stanza. His steal and dunk made it a 35-25 game with just under six minutes remaining before the break.

Dixon closed out the half with another break-away dunk, and Abdul Fofana scored on a tip-in just before the buzzer to make it 45-32 at the midway point.

In the second half, MSU held the Bearcats to just one field goal in the first eight minutes to build a 25-point lead. A 13-1 run in the span of four minutes sparked the flurry, giving the home club a 63-38 lead with 12:33 remaining.

Lusk cleared the bench shortly thereafter, and MSU cruised to the finish line for a 27-point victory.

Eleven Missouri State players finished in the scoring column with the Bears combining to make 32-of-63 from the field and 5-of-12 (.417) from bonus range. The Bears converted just 14-of-27 (.519) at the foul line, but out-rebounded SBU by a 41-37 margin.

MSU collected nine steals – by seven different players – and forced 17 SBU turnovers in all.

The Bearcats, who dropped in eight 3-pointers on the night, also got 11 points from Cartier Dean.

Game 1

Nov. 10, 2017, E. A. Diddle Arena, Bowling Green, Ky.
Missouri State 85, Western Kentucky 80

Newcomer J.T. Miller led five Missouri State players in double-figures to help the Bears to an 85-80 opening-night victory at Western Kentucky.

Miller went 7-for-12 from the field with three dunks and 8 rebounds.

Alize Johnson played just 14 minutes but accounted for 13 points and 8 rebounds, including four key free throws in the final 32.1 seconds for the Bears.

After MSU (1-0) built a 22-point lead out of the gates, WKU whittled its way back with ample free throw opportunities and made a game of it late.

With the Bears up 66-57 after a layup by Miller at the 8:30 mark, WKU went on a 7-0 run in the span of 100 seconds to make it a two-point game. But a gutsy layup by Reggie Scurry followed on MSU's next possession to give coach Paul Lusk's club some breathing room.

Inside three minutes to go, WKU got a free throw from Darius Thompson to pull within 72-70, but a triple by Ronnie Rousseau III silenced the crowd of more than 5,200 at E.A. Diddle Arena with 2:07 on the clock.

Rousseau scored again on MSU's next possession and made it 77-72, but the home club did not stop coming with a dunk by Dwight Coleby and a trey by Thompson, the latter of which made it 81-77 with 24.1 to go.

After Johnson missed the second of a two-shot foul chance at the 21.1 mark, Lamonte Bearden drained his third 3-pointer of the night to make it 82-80 with 15 ticks to play.

The Bears dug deep and responded with back-to-back defensive stops, sandwiched in between free throws by Ryan Kreklow and Johnson to seal the win.

Scurry and Rousseau each scored 12 for the Bears, and Obediah Church added 11 points.

MSU shot 55.7 percent from the field and out-rebounded the Hilltoppers, 38-34. Western Kentucky finished 28-of-36 (.778) at the foul line and had 12 fewer field goals than the visitors. Bearden led WKU with 24 points.

Missouri State jumped out of the gates like a Kentucky thoroughbred, building a 26-4 advantage in the first eight minutes and forcing two Hilltopper timeouts.

The game shifted slightly after that with WKU picking up 14 of its next 18 points at the free throw line over the next eight-plus minutes. A charity shot by Thompson with 3:43 to go in the opening stanza made it a 38-22 contest.

After a dunk by Scurry built MSU's lead back to 16 with just under three minutes to play in the half, freshman Mustafa Lawrence nailed a triple from the left side to give the Bears a 43-26 advantage at the 1:55 mark.

With MSU being whistled for 18 fouls in the first 20 minutes, the Bears' went deep down the bench for the stretch, and WKU took advantage with a pair of 3-pointers and another couple of free throws to make it 45-34 at the midway point.

Missouri State 85, Western Kentucky 80

E.A. Diddle Arena, Bowling Green, Ky. (Attendance: 5,241)

MISSOURI STATE (1-0)	FG	3Pt	FT	ORDR	Reb	PF	Pts.	A	TO	Bk	St	Min
Obediah Church, f	5-5	0-0	1-2	1	1	2	4	11	0	0	2	13
Jarrid Rhodes, f	2-5	1-2	2-2	1	3	4	4	7	4	3	0	36
Alize Johnson, f	4-8	1-3	4-7	1	7	8	4	13	2	1	0	14
Ronnie Rousseau III, g	5-8	2-3	0-0	1	0	1	3	12	1	2	0	28
Ryan Kreklow, g	1-4	1-3	4-4	0	1	1	3	7	1	2	0	21
Abdul Fofana	0-0	0-0	0-0	0	0	0	0	0	0	0	0	1
Mustafa Lawrence	1-1	1-1	0-0	0	0	0	1	3	1	0	0	5
Reggie Scurry	6-8	0-0	0-0	1	4	5	5	12	0	3	1	18
Jarred Dixon	0-5	0-1	0-0	1	2	3	0	0	3	2	0	23
J.T. Miller	7-12	0-0	0-1	2	6	8	3	14	1	2	0	29
Tanveer Bhullar 3-5	0-0	0-2	2	2	4	4	6	0	3	0	1	12
TEAM				1	1	2						Deadball: 1
Totals	34-61	6-13	11-18	11	27	38	31	85	13	18	3	5 200

Percentages: Field Goal .557, 3-Point FG .462, Free Throw .611.

WESTERN KY. 0-1)	FG	3Pt	FT	ORDR	Reb	PF	Pts.	A	TO	Bk	St	Min
Marek Nelson, f	0-1	0-1	8-10	2	2	4	1	8	0	2	0	16
Dwight Coleby, f	3-5	0-0	2-4	1	0	1	4	8	0	2	2	18
Justin Johnson, g	2-8	0-2	7-8	6	9	15	4	11	3	2	0	36
T. Hollingsworth, g	2-8	1-2	0-0	0	1	1	2	5	4	2	0	39
Darius Thompson, g	7-17	3-9	2-4	0	3	3	5	19	1	2	2	39
Tyler Miller	0-0	0-0	0-0	0	0	0	0	0	0	0	0	1
Lamonte Bearden	6-12	3-3	9-10	2	3	5	1	24	1	4	1	30
Jake Ohmer	2-5	1-4	0-0	0	0	0	2	5	0	1	0	21
TEAM				2	3	5						Deadball: 3
Totals	22-56	8-21	28-36	13	21	34	19	80	9	15	5	3 200

Percentages: Field Goal .393, 3-Point FG .381, Free Throw .778.

Halftime: MSU 45, WKU 34; Officials: Blake Harris, Chris Hudson, John St. Clair.

Score by Periods	1st	2nd	Total
Missouri State	45	40	85
Western Kentucky	34	46	80

Game 2

Nov. 15, 2017, JQH Arena, Springfield, Mo.
Missouri State 86, Southern University 58

Alize Johnson posted a double-double, and J.T. Miller notched a team-high 16 points to lead Missouri State past visiting Southern University, 86-58, in the Bears' 2017-18 home opener.

Johnson finished with 10 points, 14 rebounds and 5 assists in a 22-minute assignment, while Miller was 5-for-5 from the field, including a pair of 3-pointers.

MSU, which out-rebounded the Jaguars by a 51-41 margin, also got 13 points from Jarrid Rhodes and 11 from Ryan Kreklow in the victory.

Missouri State never trailed in the contest and pulled ahead by as many as 31 points in the second half.

Southern was led by Brendon Ganaway with 11 points, and Eddie Reese with 10. Reese knocked down three 3-pointers on the night, while teammate Emanuel Sheperd tallied 9 rebounds to lead the visitors.

The Bears burst out to a 9-0 lead in the first three minutes before the Jags even got on the board. MSU stretched its lead to double figures on a dunk by Miller at 13:36 that made it 15-5 at the time.

The Bears used a 9-0 run later in the opening half, including five points by Miller to push ahead 37-19 and then doubled up the Jaguars, 42-21 on a fast-break layup by Ronnie Rousseau III.

Missouri State ended the half on another run that included a triple by Miller, who had 13 points in the first stanza, and a layup by Rhodes. The Bears shot 52.9 percent from the field in the first 20 minutes and had 14 assists on 18 field goals.

The second half was much the same early. A triple by Rousseau on the first bucket of the period doubled up the score again, 52-26 before Kreklow hit two of his three treys on the night over the next two minutes.

Kreklow gave MSU its first 30-point lead of the night, 62-32 on a jumper with 15:17 to go.

The visitors took advantage of MSU's reserves midway through the second half with Sheperd converting a pair of layups and the Jags collecting 3-pointers by Reese and Richard Lee to get within 69-47 at the 9:15 mark.

But Missouri State reeled off the game's next eight points with scores by Jarred Dixon, Reggie Scurry, Obediah Church and Johnson over the next five minutes to put the game on ice.

Missouri State 86, Southern University 58

JQH Arena, Springfield, Mo. (Attendance: 4,876)

SOUTHERN U (0-3)	FG	3Pt	FT	ORDR	Reb	PF	Pts.	A	TO	Bk	St	Min
Jared Sam, f	3-12	0-0	2-3	4	3	7	3	8	1	2	1	29
Patrick Smith, f	1-5	1-2	0-0	1	0	1	0	3	1	0	0	12
LaQuentin Collins, g	0-4	0-3	0-3	0	0	0	1	0	1	1	0	14
Eddie Reese, g	3-8	3-6	1-2	1	1	2	0	10	3	2	1	23
Jamar Sandifer, g	1-8	1-2	0-0	2	1	3	2	3	2	2	0	15
Emanuel Sheperd	4-8	0-0	0-0	4	5	9	3	8	0	2	0	28
Chris Thomas	0-0	0-0	0-0	0	0	0	0	0	0	0	0	2
Brendon Ganaway	3-4	2-3	3-3	0	0	0	0	11	1	1	0	14
Torrey Mayo	0-1	0-0	0-0	0	2	2	2	0	1	2	0	8
Aaron Ray	3-7	1-1	2-5	3	1	4	1	9	0	2	0	22
Shaquille Benson	0-3	0-0	1-2	4	5	9	4	1	0	1	1	10
DeRias Johnson	0-1	0-1	0-0	0	0	0	1	0	0	0	0	2
Richard Lee	1-5	1-3	0-0	0	0	0	1	3	1	1	0	19
Mubashar Ali	1-1	0-0	0-0	1	0	1	0	2	0	0	0	2
TEAM				2	1	3						Deadball: 5
Totals	20-67	9-21	9-18	22	19	41	18	58	11	16	4	7 200

Percentages: Field Goal .299, 3-Point FG .429, Free Throw .500.

MISSOURI STATE (2-0)	FG	3Pt	FT	ORDR	Reb	PF	Pts.	A	TO	Bk	St	Min
Obediah Church, f	2-5	0-0	0-0	5	2	7	3	4	2	0	1	17
Jarrid Rhodes, f	5-10	3-5	0-0	1	2	3	1	13	1	1	0	25
Alize Johnson, f	3-8	0-3	4-6	5	9	14	3	10	5	0	0	22
Ronnie Rousseau III, g	3-5	1-1	1-2	0	2	2	2	8	4	0	0	23
Ryan Kreklow, g	4-11	3-8	0-0	2	3	5	2	11	1	3	1	22
Abdul Fofana	0-1	0-0	2-3	1	3	4	0	2	0	0	1	8
Mustafa Lawrence	1-4	0-2	0-0	1	1	2	0	2	1	0	0	11
Reggie Scurry	2-5	0-1	2-2	2	1	3	3	6	0	2	1	17
Jarred Dixon	2-6	0-1	1-4	0	2	2	2	5	1	1	2	21
Ross Owens	0-1	0-1	0-0	0	1	1	0	0	0	0	0	3
J.T. Miller	5-5	2-2	4-4	0	1	1	1	16	1	0	0	17
Tanveer Bhullar	4-8	0-0	1-2	3	4	7	3	9	1	2	1	14
TEAM				0	0	0						Deadball: 5
Totals	31-69	9-24	15-23	20	31	51	20	86	17	9	7	6 200

Percentages: Field Goal .449, 3-Point FG .375, Free Throw .652.

Halftime: MSU 49, SU 26; Officials: Jeff Campbell, Ervin Wilson, Owen Shortt.

Score by Periods	1st	2nd	Total
Southern U	26	32	58
Missouri State	49	37	86

Game 3

Nov. 17, 2017, JQH Arena, Springfield, Mo.
North Dakota State 57, Missouri State 54

Alize Johnson posted game highs with 23 points and 20 rebounds, but it wasn't quite enough as the Bears dropped a 57-54 decision to visiting North Dakota State. NDSU was led by A.J. Jacobson with 14 points, including 3 first-half 3-pointers.

After trailing by as many as 10 in the first half, MSU took charge out of the gates in the second stanza and led by as many as five. With less than four minutes to go in the game, the Bears went up 51-48 on a jumper by Ronnie Rousseau III but could not convert another field goal down the stretch.

NDSU tied the game, 52-52, on a floater by Jacobson with 2:58 remaining and then crept ahead by two on a pair of foul shots by Tyson Ward a minute later. MSU's Ryan Kreklow sank two clutch charity shots of his own at the 1:54 mark to knot the score for the last time, 54-54.

The Bison gained the edge on two free throws by Jacobson, and then both clubs went cold in the final 90 seconds.

Missouri State missed five straight field goal attempts, most highly contested near the rim, but it was the final shot of the night that looked like it might bail out the home club. With NDSU creeping ahead by three on a foul shot by Ward with 8.5 ticks showing, Johnson brought the ball down the court and picked up his dribble with time winding down. He found a streaking Jarrid Rhodes whose potential game-tying 3-pointer from the right wing looked on target, but just rimmed out as the final horn sounded.

Johnson was 8-of-21, and Reggie Scurry was 4-for-9 from the field, but the rest of the Bears combined to go 8-for-31 in a classic, defensive battle. For the night, MSU converted 32.8 percent overall and just 1-of-17 from long range.

Johnson's 20 rebounds was just one shy of a career high in his second straight double-double of the young campaign.

The Bears started the night in hibernation, missing their first three shots before Johnson converted a fast-break layup for the first points of the game nearly three-and-a-half minutes in.

Rhodes and Obediah Church followed suit to give MSU a 6-2 lead out of the gates as the Bison missed nine of their first 10 attempts.

After a Ryan Kreklow jumper at the 12:38 mark put the Bears up 8-5, NDSU went on a 14-1 run over the next six minutes to take a 19-9 advantage. MSU ended the dry spell with back-to-back buckets by Johnson, including a steal and layup to get within six.

After Jacobson's third trey of the opening half gave NDSU a 22-13 lead with just over five minutes to go, the Bears ended the stanza on a 9-2 run to get within 24-22 at the intermission. Church, Scurry and Jarred Dixon led the surge, including a huge triple by Dixon with 30 seconds to go before the break.

North Dakota State 57, Missouri State 54

JQH Arena, Springfield, Mo. (Attendance: 4,701)

NDSU (1-2)	FG	3Pt	FT	ORDR	Reb	PF	Pts.	A	TO	Bk	St	Min	
A.J. Jacobson, f.....	4-7	3-5	3-4	0	1	1	0	14	0	1	2	1	27
Dylan Miller, f.....	1-4	0-0	0-0	1	0	1	3	2	1	0	0	0	14
Paul Miller, g.....	5-16	2-5	1-3	0	7	7	2	13	1	4	0	1	36
Jared Samuelson, g.....	0-2	0-2	0-0	0	1	1	1	0	1	0	0	0	16
Tyson Ward, g.....	4-10	0-3	3-4	4	6	10	0	11	3	2	0	2	32
Chris Quayle.....	0-0	0-0	0-0	0	1	1	1	0	2	1	0	0	10
Cameron Hunter.....	1-4	0-2	0-0	0	2	2	2	2	1	3	0	0	26
Deng Geu.....	5-9	1-1	0-0	2	4	6	3	11	0	0	1	0	13
Spencer Eliason.....	2-2	0-0	0-1	0	2	2	2	4	1	1	0	0	20
Rocky Kreuser.....	0-2	0-2	0-0	0	1	1	1	0	1	0	0	0	6
TEAM.....				0	4	4		Deadball: 4					
Totals.....	22-56	6-20	7-12	7	29	36	15	57	11	12	3	4	200

Percentages: Field Goal .393, 3-Point FG .300, Free Throw .583.

MISSOURI STATE (2-1)	FG	3Pt	FT	ORDR	Reb	PF	Pts.	A	TO	Bk	St	Min	
Obediah Church, f.....	2-2	0-0	0-2	1	4	5	1	4	0	2	3	0	24
Jarrid Rhodes, f.....	1-11	0-5	0-0	1	6	7	2	2	0	1	0	2	33
Alize Johnson, f.....	8-21	0-2	7-10	7	13	20	4	23	0	0	0	1	26
Ronnie Rousseau III, g.....	2-7	0-4	1-2	0	0	0	2	5	1	2	0	0	36
Ryan Kreklow, g.....	1-4	0-3	4-4	0	3	3	3	6	0	2	0	2	33
Reggie Scurry.....	4-9	0-0	1-1	4	0	4	1	9	0	0	1	0	20
Jarred Dixon.....	2-4	1-1	0-0	0	2	2	2	5	0	0	0	0	16
J.T. Miller.....	0-2	0-1	0-0	0	0	0	1	0	0	0	0	0	9
Tanveer Bhullar.....	0-1	0-1	0-0	0	0	0	1	0	0	1	0	0	3
TEAM.....				1	0	1							
							Deadball: 4						
Totals.....	20-61	1-17	13-19	14	28	42	17	54	1	8	4	5	200

Percentages: Field Goal .328, 3-Point FG .059, Free Throw .684.

Halftime: NDSU 24, MSU 22; Officials: Randy Heimerman, Winston Stith, K.D. Burdett.

Score by Periods	1st	2nd	Total
North Dakota State.....	24	33	57
Missouri State.....	22	32	54

Game 4

Nov. 20, 2017, Germain Arena, Estero, Fla.
Georgia Southern 74, Missouri State 73

Alize Johnson scored 17 points and snagged a game-high 14 rebounds, but a second-half streak by unbeaten Georgia Southern helped hand the Bears a 74-73 loss in the opening round of the Gulf Coast Showcase at Germain Arena.

The Bears took their first lead of the game with 16:39 remaining on a 3-pointer by Ryan Kreklow to bring MSU all the way back from an early 12-point hole.

The lead see-sawed back and forth over the next four minutes before the Eagles went on a decisive 13-2 run to push ahead 67-57 on a tip-in by Sean O'Connell with just over eight minutes to play. GSU then scored four of the game's next five points to take its biggest lead of the afternoon, 71-58 at the 6:44 mark.

During that pivotal 10-minute stretch, the Bears committed six turnovers and put themselves in a difficult predicament. But in a game full of key scoring runs, the Bears saved their best for last, hitting on all cylinders over the game's final six minutes.

With the Bears' defense stepping up its efforts, Reggie Scurry started MSU's late scoring run with a traditional 3-point play, followed by a flashy layup by J.T. Miller. Miller later scored high off the glass with less than two minutes to go, and then MSU had a pivotal sequence off a GSU miss with just over a minute to play. Obediah Church blocked a shot by Tookie Brown which Johnson corralled and fed to a streaking Miller to get MSU within 73-68.

Miller then made it a 73-70 game with a huge dunk at the 34-second mark.

Brown, who had a game-high 20 points, then missed the front end of a one-and-one with 18.4 seconds to go to give MSU a chance to tie. After a long possession, Johnson lined up a potential game-tying three from the top of the key, but it missed just long.

GSU's Ike Smith gathered the rebound and was fouled with 5.6 seconds to play. He was sent to the line and made the first free throw, but missed the second. MSU rushed down the floor, and Jarrid Rhodes knocked down a clutch triple from the right wing to get MSU closer, but time expired before the Bears could foul again.

Miller scored a season-high 17 points for MSU, while Rhodes added 11 playing in his home state.

The Bears finished with 17 turnovers, shot 48.3 percent from the field on 28-of-58 shots and dropped in a season-best 76.5 percent (13-of-17) from the foul line. Aside from Ronnie Rousseau III, who was 2-for-2 from beyond the arc, the Bears were cold from long range, making just 4-of-18 (.222) threes as a team.

Missouri State out-rebounded Georgia Southern by a 42-35 margin.

In the first half, the Eagles jumped out to an 18-6 lead in the first five minutes to help the Sun Belt squad take a 44-38 lead into the intermission.

Georgia Southern 74, Missouri State 73

Germain Arena, Estero, Fla. (Attendance: 823)

MISSOURI STATE (2-2)	FG	3Pt	FT	ORDR	Reb	PF	Pts.	A	TO	Bk	St	Min	
Obediah Church, f.....	0-0	0-0	2-2	1	1	2	3	2	3	1	2	0	22
Ronnie Rousseau III, g.....	2-3	2-2	1-2	0	2	2	4	7	0	2	0	0	16
Jarrid Rhodes, f.....	5-11	1-4	0-0	2	3	5	1	11	1	3	0	0	27
Ryan Kreklow, g.....	2-6	1-4	0-0	0	1	1	3	5	1	1	0	1	20
Alize Johnson, f.....	5-12	0-5	7-8	5	9	14	0	17	4	3	1	0	35
Abdul Fofana.....	0-0	0-0	0-0	0	1	1	0	0	0	1	0	0	0
Reggie Scurry.....	3-6	0-0	2-2	1	3	4	3	8	0	3	0	1	17
Jarred Dixon.....	3-9	0-2	0-1	1	2	3	2	6	0	3	0	0	33
J.T. Miller.....	8-11	0-1	1-2	1	5	6	1	17	3	0	0	1	30
TEAM.....				0	4	4		Deadball: 0					
Totals.....	28-58	4-18	13-17	11	31	42	17	73	12	17	3	3	200

Percentages: Field Goal .483, 3-Point FG .222, Free Throw .765.

GA. SOUTHERN (4-0)	FG	3Pt	FT	ORDR	Reb	PF	Pts.	A	TO	Bk	St	Min	
Montae Glenn, f.....	1-4	0-0	1-2	2	4	6	2	3	1	1	0	1	19
Mike Hughes, f.....	4-9	3-7	0-0	1	4	5	2	11	2	1	0	2	32
Ike Smith, g.....	8-23	0-7	3-5	2	4	6	1	19	1	2	1	0	31
Tookie Brown, g.....	7-13	4-6	2-3	1	3	4	2	20	5	1	1	4	34
Jake Allsmitter, g.....	5-9	3-7	0-0	0	1	1	5	13	0	0	0	0	26
Jared Hamilton 1-5.....	0-0	0-0	0	1	1	0	2	0	1	0	1	17	
B.J. Gladden.....	0-0	0-0	0-0	0	0	0	1	0	0	2	0	0	2
Shawn O'Connell.....	1-1	0-0	0-0	1	0	1	3	2	0	0	0	1	10
Quan Jackson.....	0-0	0-0	0-0	0	1	1	0	0	0	0	1	0	3
Coye Simmons.....	1-2	0-0	2-3	2	4	6	0	4	1	0	0	0	21
David-Lee Jones Jr.....	0-1	0-1	0-0	0	1	1	1	0	0	0	0	0	5
TEAM.....				3	0	3							
Totals.....	28-67	10-28	8-13	12	23	35	17	74	10	8	3	9	200

Percentages: Field Goal .418, 3-Point FG .357, Free Throw .615.

Halftime: GSU 44, MSU 38; Officials: John Hampton, Tommy Short, Andrew Walton.

Score by Periods	1st	2nd	Total
Missouri State.....	38	35	73
Georgia Southern.....	44	30	74

Game 5

Nov. 21, 2017, Germain Arena, Estero, Fla.
Missouri State 69, Manhattan 65

Alize Johnson's layup with 12 seconds remaining helped guide the Missouri State Bears to a 69-65 comeback win over Manhattan in the second round of the Gulf Coast Showcase.

Johnson led all scorers with 17 points and finished a perfect 7-for-7 at the line. MSU also got 12 points apiece from J.T. Miller and Obediah Church who each added five field goals.

The Bears led for the game's first 10 minutes, but fell behind after the Jaspers' amped up their full-court pressure to take MSU of its offensive rhythm. However, with just over six minutes to go in the game, Obediah Church's dunk in transition brought MSU all the way back from a nine-point deficit to tie the game at 57.

Manhattan recaptured the lead briefly, but the game's final four minutes belonged to the Bears. Ronnie Rousseau III knocked down two key free throws to get MSU closer before Miller tied the game, 61-61, on a running floater with just 3:45 to play.

Church added another big dunk a minute later to give the Bears their first lead since the opening half, but the Jaspers tied it again after Rich Williams was fouled by Miller and made both free throws. With 1:44 to play, Johnson scored on a put-back off a missed corner three by Kreklow to put MSU up 65-63.

That score held up until the final 40 seconds when Manhattan's Williams tied the game again on a challenged 15-foot jumper to make it 65-65. The Bears called a timeout at the 28-second mark to set up what proved to be the winning play – Johnson's layup with a dozen ticks to go.

Manhattan used its final timeout at 5.3 seconds before the final buzzer, but the Bears snuffed out the set play, and Kreklow gathered in a loose ball to end the threat. He iced the game's final two free throws to help hand MSU a four-point victory.

MSU held the Jaspers to just 29 percent shooting in the second half and forced seven turnovers in that span to set up the comeback. The Bears also scored 13 second-half field goals compared to just seven by Manhattan.

Church scored all 12 of his points in the final stanza, going 5-for-5 from the field with 5 caroms and a pair of blocks down the stretch. For his part, Johnson was also key in the clutch, making 4-of-6 second-half shots while helping MSU out-rebound MC by a 22-15 margin in that span.

For the game, the Bears finished 24-of-55 (.436) overall from the field and a season-best 20-of-25 (.800) at the foul line. MSU also enjoyed a 37-29 rebounding advantage with just 11 turnovers in a defensive-oriented contest.

After firing an impressive 55 percent from the field in the first half, Manhattan finished 23-for-53 (.434) from the field and 8-of-19 (.421) from three. The Jaspers got 15 points apiece from Aaron Walker and Rich Williams in a solid team effort.

Missouri State 69, Manhattan 65

Germain Arena, Estero, Fla. (Attendance: 841)

MISSOURI STATE (3-2)	FG	3Pt	FT	ORDR	Reb	PF	Pts.	A	TO	Bk	St	Min	
Obediah Church, f.....	5-6	0-0	2-4	4	2	6	3	12	1	1	2	0	24
Ronnie Rousseau III, g.....	2-6	0-2	4-4	1	2	3	1	8	2	2	0	1	31
Jarrid Rhodes, f.....	0-3	0-2	0-0	2	5	7	1	0	5	0	0	1	22
J.T. Miller, g.....	5-12	0-0	2-3	2	2	4	4	12	2	2	0	1	31
Alize Johnson, f.....	5-10	0-2	7-7	2	3	5	4	17	1	4	0	0	32
Reggie Scurry.....	4-5	0-0	0-1	0	2	2	2	8	0	0	0	0	14
Jarred Dixon.....	2-6	0-0	1-2	0	2	2	1	5	0	0	0	3	21
Ryan Kreklow.....	1-6	1-5	2-2	0	1	1	1	5	3	1	0	2	18
Tanveer Bhullar.....	0-1	0-0	2-2	0	0	0	2	2	0	1	0	0	7
TEAM.....				0	4	4		Deadball: 0					
Totals.....	24-55	1-11	20-25	12	25	37	19	69	14	11	2	8	200

Percentages: Field Goal .436, 3-Point FG .091, Free Throw .800.

MANHATTAN (3-2)	FG	3Pt	FT	ORDR	Reb	PF	Pts.	A	TO	Bk	St	Min	
Nehemiah Mack, g.....	1-1	0-0	2-3	0	0	0	3	4	3	1	0	0	17
Aaron Walker Jr., f.....	5-10	2-3	3-4	1	2	3	3	15	1	4	0	1	24
Calvin Crawford, g.....	2-4	2-3	0-0	0	5	5	1	6	4	3	1	1	33
Rich Williams, g.....	5-11	1-3	4-4	0	7	7	4	15	3	1	0	1	32
Pauly Paulicap, f.....	4-7	0-0	0-2	2	1	3	4	8	0	0	5	0	21
Patrick Strzala.....	0-0	0-0	0-0	0	0	0	1	0	0	1	0	0	8
Zavier Turner.....	1-2	0-0	2-2	0	1	1	1	4	1	3	0	0	21
Zane Waterman.....	3-11	2-6	0-0	0	1	1	4	8	0	1	1	1	22
Thomas Capuano.....	2-5	1-2	0-0	1	2	3	1	5	2	0	0	0	18
Ebube Ebube.....	0-2	0-2	0-0	0	0	0	1	0	0	0	0	0	4
TEAM.....				3	3	6		Deadball: 2					
Totals.....	23-53	8-19	11-15	7	22	29	23	65	14	14	7	4	200

Score by Periods	1st	2nd	Total
Missouri State.....	34	35	69
Manhattan.....	39	26	65

Game 6

Nov. 22, 2017, Germain Arena, Estero, Fla.
Missouri State 71, FAU 60

Missouri State got 14 points apiece from Jarrid Rhodes and Alize Johnson and rode the strength of five significant runs to put away Florida Atlantic, 71-60, in the consolation championship game of the Gulf Case Showcase.

Johnson snagged a team-high 8 rebounds and dished out 4 assists, while Rhodes knocked down three 3-pointers for MSU. The Bears also got 10 points apiece from J.T. Miller and Jarred Dixon.

FAU got a game-high 16 points from Gerdarius Troutman, who was 4-for-5 from long range, and 10 rebounds from Amir Smith.

After leading 36-28 at the midway point, the Bears opened up the second half with a 7-0 run that Johnson ignited with a mid-range jumper. Ronnie Rousseau III followed that up with a 3-pointer, and Rhodes converted a layup to push the Bears ahead, 43-28, less than 90 seconds into the final period.

The Bears' lead grew to 20 points later in the half on a 10-2 outburst by the Springfield club. Dixon and Reggie Scurry contributed four points apiece in the run that made it 55-35 with 12:31 to play.

MSU's defense kept the Owls without a field goal for more than seven minutes midway through the second half, and Dixon's jumper with 8:24 to play gave the Bears their biggest lead of the afternoon, 63-40.

Obediah Church threw home a one-handed dunk on a long, laser-like pass from Johnson with seven-and-a-half minutes to go that put the Bears up 65-43.

FAU responded with a 10-0 run, but victory was assured with solid free throw shooting by Miller and Ryan Kreklow in the clutch, while Johnson ended a five-minute field goal drought by the Bears to put things on ice.

Missouri State held FAU to just 35.6 percent shooting for the game on 21-of-59 attempts while using impressive defensive runs to force 12 turnovers and out-rebound the Owls by a 45-31 margin.

MSU finished 29-of-63 (.460), including an even 50-percent in the second half, and converting 9-of-12 (.750) from the stripe with 16 assists.

In the first half, the bigger Owls jumped out to a 9-3 lead before MSU used a 12-4 run over the next six minutes to lead 15-13. Baskets by Miller, Scurry and two by Rousseau sparked an 8-0 Bears' run in a stretch that changed the tides.

FAU retook the lead briefly, 17-15, midway through the opening period, but the Bears rallied behind a Johnson-led 6-0 rally to push back in front.

With under three minutes left in the half, Rhodes sparked an 11-2 run before the intermission with a pair of 3-pointers and a layup. His four-point play with 33 seconds left in the half made it a 36-25 game before FAU canned a triple before the final horn to send the Bears to a 36-28 lead at the break.

Missouri State 71, FAU 60

Germain Arena, Estero, Fla. (Attendance: 868)

FAU (2-3)	FG	3Pt	FT	ORDR	Reb	PF	Pts.	A	TO	Bk	St	Min	
Anthony Adger, g.....	4-10	0-4	4-4	0	4	4	0	12	2	1	0	0	28
William Pfister, f.....	1-3	0-0	1-2	4	1	5	3	3	2	0	3	1	30
Gerdarius Troutman, f.....	6-10	4-5	0-0	0	1	1	0	16	0	2	0	2	30
Jailyn Ingram, g.....	4-12	0-2	4-4	1	1	2	2	12	0	2	0	0	31
Ronald Delph, c.....	0-4	0-0	0-0	1	4	5	2	0	0	0	0	1	15
Payton Hulsey.....	2-6	0-0	0-0	1	0	1	2	4	2	5	0	3	13
Je'Quan Perry.....	1-2	1-2	0-0	0	1	1	2	3	1	0	0	1	12
Justin Massey.....	0-5	0-3	4-6	0	0	0	0	4	0	1	0	0	14
Tre' Maloney.....	0-1	0-0	0-0	0	0	0	0	0	0	0	0	0	1
Simeon Lepichev.....	0-0	0-0	0-0	0	0	0	0	0	0	1	0	0	4
Amir Smith.....	3-6	0-0	0-0	4	6	10	1	6	0	0	2	1	22
TEAM.....				2	0	2		Deadball: 1					
Totals.....	21-59	5-16	13-16	13	18	31	12	60	7	12	5	9	200

Percentages: Field Goal .356, 3-Point FG .313, Free Throw .813.

MISSOURI STATE (4-2)	FG	3Pt	FT	ORDR	Reb	PF	Pts.	A	TO	Bk	St	Min	
Obediah Church, f.....	2-4	0-0	0-2	4	2	6	2	4	1	2	3	1	26
Ronnie Rousseau III, g.....	3-7	1-1	0-0	0	1	1	4	7	0	2	0	1	25
Jarrid Rhodes, f.....	5-9	3-5	1-1	1	4	5	2	14	3	0	0	0	27
J.T. Miller, g.....	4-7	0-0	2-2	1	4	5	3	10	4	3	1	1	27
Alize Johnson, f.....	6-14	0-3	2-3	3	5	8	2	14	4	4	0	1	32
Reggie Scurry.....	3-5	0-0	2-2	2	1	3	0	8	0	0	0	0	8
Jarred Dixon.....	5-8	0-0	0-0	2	2	4	0	10	3	1	0	0	27
Ryan Kreklow.....	0-4	0-3	2-2	0	4	4	0	2	1	2	0	0	15
Tanveer Bhullar.....	1-5	0-0	0-0	2	1	3	0	2	0	0	0	0	12
TEAM.....				2	4	6		Deadball: 2	1				
Totals.....	29-63	4-12	9-12	17	28	45	13	71	16	15	4	4	200

Score by Periods	1st	2nd	Total
Florida Atlantic.....	28	32	60
Missouri State.....	36	35	71

Game 7
Nov. 24, 2017, JQH Arena, Springfield, Mo.
Missouri State 80, Evangel 48

All 11 Missouri State players in uniform found the scoring column, including a team-high 13 points by Jarred Dixon, to lead the Bears past Evangel, 80-48.
J.T. Miller, Obediah Church and Reggie Scurry also added 10 points apiece for MSU, which shot an even 50 percent from the field and out-rebounded the Crusaders by a 50-29 margin.
The game was the home guarantee as part of MSU's entry into the recently-completed Gulf Coast Showcase in Florida. It was also the Bears' fourth game in a five-day span.
Paul Lusk's club led wire-to-wire and jumped out of the gates to a 20-5 lead in the first 10 minutes. A close-range by Miller just over two minutes in gave the transfer from Howard University his 1,000th career point.
Nearly 13 minutes into the game, the Bears opened up a 21-point advantage on a traditional 3-point play by Church, who snagged a game-high 10 rebounds for his second career double-double.
Evangel responded with an 8-0 run powered by Jalen Norman and Justin Washington to get its deficit back to 13.
But right before the intermission, the home club rallied again, getting a dunk by Scurry to start things before a dunk-back by Church and a trey by Dixon - his first of three on the night.
The second half proved much the same with Ross Owens giving the Bears their first 30-point lead on a mid-range jumper at the 8:06 mark. Owens and Ryan Kreklow added triples in the final five minutes before Scurry put MSU over 80 points for the third time this season with a close-range bucket in the final minute.
The Bears knocked down eight 3-pointers for the game, their most since Nov. 15 against Southern, and accounted for 44 points in the paint and 34 bench points in picking up their third straight win.
Kreklow led MSU with 4 assists, Mustafa Lawrence tallied 3 steals, and Church added 5 blocked shots to his already-impressive stat line.
Evangel was led by Washington's game-high 19 points on 8-of-24 shooting and a team-high 6 rebounds.

Missouri State 80, Evangel 48
JQH Arena, Springfield, Mo. (Attendance: 3,485)

Table with 14 columns: Player, FG, 3Pt, FT, ORDR, Reb, PF, Pts., A, TO, Bk, St, Min. Rows include individual player stats for Evangel (1-7) and a Totals row.

Percentages: Field Goal .317, 3-Point FG .211, Free Throw .571.

Table with 14 columns: Player, FG, 3Pt, FT, ORDR, Reb, PF, Pts., A, TO, Bk, St, Min. Rows include individual player stats for Missouri State (5-2) and a Totals row.

Percentages: Field Goal .500, 3-Point FG .400, Free Throw .500.
Halftime: MSU 42, EU 23; Officials: Gene Grimshaw, Pat Boeh, Kelly Davis.

Table with 3 columns: Score by Periods, 1st, 2nd, Total. Rows show scores for Evangel and Missouri State.



Paul Lusk

HEAD COACH
Seventh Season

M.S.E, Missouri State, 2000
B.S., Southern Illinois, 1995
Hometown - New Baden, Illinois

Paul Lusk is in his seventh season as Missouri State's sideline boss. The former standout player in the Missouri Valley Conference continues to stockpile talent for a proud Bears' basketball program and return it to prominence in the league he grew up in.

In his six seasons on the Springfield campus, Lusk has coached 10 MVC Scholar-Athlete Team selections, five All-MVC players, four All-Freshman Team picks, four members of the MVC All-Newcomer Team and two members of The Valley Most-Improved Team. Lusk, 46, also boasts the MVC Newcomer of the Year each of the past two seasons.

In 2016-17, Lusk and the Bears turned a corner with the club's first winning campaign in three years and a strong run to the MVC Tournament semifinals. MSU was 17-16 overall and 11-6 at JQH Arena with junior transfer Alize Johnson reeling off 17 double-doubles to earn Valley Newcomer of the Year and All-MVC first-team honors. The Bears scored 72.8 points per game in a fan-friendly upturn in offensive production.

The Bears also boasted an MVC All-Defensive Team pick in sophomore Obediah Church -- the club's first since 2011 -- behind his 74 blocks and high-flying rebounds as well as All-Bench Team pick Jarred Dixon. Postseason honors also netted two picks to the Valley Scholar-Athlete Team.

Junior Dequon Miller became the fifth Missouri State player to earn MVC Newcomer of the Year laurels in 2015-16, highlighting a season in which the squad's rookies stole the spotlight. Freshman standouts Obediah Church and Jarred Dixon both earned MVC All-Freshman Team distinction.

The young Bears spent much of Lusk's fifth season battling through injuries and adversity with two of the club's backcourt starters combining to miss 39 games on the injured reserve. However, the Bears showed tremendous resolve, collecting a clutch road win at Oklahoma State, defeating NCAA Tournament sweetheart Northern Iowa at home, and reeling off three straight Valley road wins in the month of January. MSU also finished the season strong, winning four of its last five at home and battling No. 2 seed Evansville to the wire in the second round of the MVC Tournament in St. Louis.

In 2014-15, the Bears managed an 8-6 record at JQH Arena to complete the club's 44th straight season with a winning record at home. The Bears also finished in the top 100 of all Division I programs in home attendance for the 30th straight season. Postseason honors in Lusk's fourth year included a pair of MVC Scholar-Athlete performers. Dorrian Williams was also named to the MVC Most-Improved Team.

Lusk led the Bears to their first 20-win season and postseason appearance of his tenure in 2013-14 with MSU's trip to the Valley Tournament semifinals since 2011 and a CIT first-round appearance.

After his third season in Springfield, Lusk was recognized with distinguished honors. He finished third in the MVC Coach of the Year voting and was named a finalist for the 2014 Skip Prosser Man of the Year Award. The Prosser Award is presented annually to honor those elite coaches who not only achieve success

on the basketball court but who display moral integrity off of it. Lusk's Bears played four top-10 ranked teams in his third season and parlayed that experience into manufacturing the eighth-best turnaround in the NCAA Division I ranks. MSU improved by a +9.0 margin in the span of a year, the third-best improvement in MSU history as well.

Senior Jarmar Gulley earned second-team All-MVC honors in 2014, while classmate Nathan Scheer snagged MVC Scholar-Athlete Team honors for a third straight year. Likewise, Ruder earned MVC All-Freshman team honors after he broke the Bears' freshman 3-point record (72), making him just the fourth freshman in Valley history to score 70 or more long-range shots in a season.

The 2013-14 squad compiled a 20-13 ledger, including a 14-3 mark at home. MSU finished 85th in the final regular-season RPI, making it the highest-rated team to not make the 2014 NIT or NCAA fields.

In 2012-13, Lusk fielded the seventh-youngest team in Division I basketball but led MSU to a winning record at home and the fifth-best turnover average in the nation (10.2). The Bears also set program high-water marks for most games ever against ranked opponents with six and the best single-season scoring total for a freshman class in program history.

The rebuilding campaign saw the young club finish in the NCAA's top 100 in home attendance average. The squad's lone senior Anthony Downing was named All-MVC honorable mention, while Nathan Scheer earned a spot on the MVC All-Bench Team and MVC Scholar-Athlete first team. Christian Kirk was also a postseason honoree with MVC Scholar-Athlete second-team distinction.

The busiest road schedule in school history saw the 2012-13 Bears log 21,373 miles of ground and air miles that included a summer tour of Costa Rica and Thanksgiving trip to Puerto Vallarta, Mexico. After a couple of last-second defeats in the Puerto Vallarta event, the Bears started the MVC schedule with a 3-1 record, including a home win over rival Southern Illinois.

In his debut season at Missouri State in 2011-12, Lusk guided the Bears to a share of third place in the Missouri Valley Conference, tied a school record for most road wins and finished 16-16 overall with arguably the toughest non-conference schedule in the program's history. Close calls and tight finishes became the team's calling card with five overtime games and 17 games decided by single digits. MSU's 12 single-digit losses were the most in the MVC and program's most since 2002.

Lusk's inaugural campaign was also highlighted by a 4-0 start that included one-sided road wins at Nevada and Arkansas State. The Bears began league play with a 12-point win at No. 19 Creighton, the team's first Top 25 win since 2008 and first-ever road win over a ranked opponent. The Bears came within an eyelash of beating Big East power West Virginia in the Las Vegas Classic and also had No. 18 Creighton on the ropes in the final seconds of a home game at JQH Arena in two potential season-changing decisions.

Downing went on to earn a spot on the 2012 MVC All-Newcomer Team, and Michael Bizoukas, a one-year senior transfer from DePaul, led The Valley in



Head Coach Paul Lusk

assists and assist-to-turnover ratio. The team's six returning lettermen were also widely publicized in 2011-12 as senior Kyle Weems closed out his career as the program's No. 2 career scorer while earning All-MVC first team honors and becoming a finalist for the Lou Henson Mid-Major National Player of the Year Award. The Bears claimed MVC Newcomer of the Week honors eight times, the second-highest total by one school in league history.

Lusk came to Missouri State after seven seasons as an assistant coach at Purdue. When former Boilermaker associate Cuonzo Martin came to MSU in 2008, Lusk was promoted to associate head coach under top man, Matt Painter, a position Lusk held until coming to Springfield.

During his tenure on the Purdue coaching staff, Lusk helped guide the Boilermakers to five consecutive NCAA Tournament appearances with a collective 129-45 ledger during that span. He first came to West Lafayette in 2004-05 as an assistant under then-coach Gene Keady and stayed on board at Purdue when Painter took the coaching reins in 2005-06.

Lusk was named by FoxSports.com as one of the nation's top 25 high-major assistant coaches in the summer of 2010. In April 2011, Lusk was inducted into the Illinois Basketball Hall of Fame. After his first year at MSU, CollegeSportsMadness.com named Lusk its 2012 MVC coach of the year after taking the Bears from a predicted sixth-place finish to tie for third.

Before moving to Purdue, he spent one season on Painter's staff at Southern Illinois in 2003-04, a campaign that also culminated in an NCAA Tournament berth, a No. 15 national ranking and a 25-5 record.

Prior to that, he spent one season as head coach at (Division III) University of Dubuque in Iowa. His head coaching debut came on the heels of three seasons at Division II Missouri Southern State in Joplin where he was an assistant under legendary coach Robert Corn. The Lions were 71-21 in that span (1999-2002) with an NCAA Tournament appearance in 1999-2000. His coaching career started with

a one-year stint as an assistant at Southwestern Illinois College in Belleville where coach Jay Harrington's Blue Storm finished 19-12.

The native of New Baden, Ill., began his playing career at Iowa in 1990 where he spent two years before he found a home at SIU under coach Rich Herrin. He helped guide the Salukis to three straight NCAA Tournament trips (1993-95), earning All-MVC second-team honors in 1994 with a 15.2 scoring average as a junior. As a senior, he earned a spot on the Valley Scholar-Athlete and All-Tournament teams and finished his career with 1,666 points.

He went on to play professionally both in the United States and Argentina and earned two different invitations to the Phoenix Suns' training camp.

A 1995 graduate of SIU-Carbondale, Lusk and his wife Melanie have a daughter, Maddie, and a son, Jack. The couple both earned their Masters of Science in Education from Missouri State in December 2000.

Lusk Coaching Resume

Year	School	Position	W-L	Pct.	Conf.	Finish	Postseason
1996-97	Southwestern Ill.	Assistant Coach	19-12	.613	---	---	---
1999-00	Missouri Southern	Assistant Coach	30-3	.909	16-2	1st	NCAA-II
2000-01	Missouri Southern	Assistant Coach	21-10	.677	13-5	t3rd	---
2001-02	Missouri Southern	Assistant Coach	20-8	.714	12-6	t3rd	---
2002-03	Dubuque (Iowa)	Head Coach	2-23	.080	2-14	9th	---
2003-04	Southern Illinois	Assistant Coach	25-5	.833	17-1	1st	NCAA
2004-05	Purdue	Assistant Coach	7-21	.250	3-13	10th	---
2005-06	Purdue	Assistant Coach	9-19	.321	3-13	11th	---
2006-07	Purdue	Assistant Coach	22-12	.647	9-7	4th	NCAA
2007-08	Purdue	Assistant Coach	25-9	.735	15-3	2nd	NCAA
2008-09	Purdue	Associate Head Coach	27-10	.730	11-7	2nd	NCAA
2009-10	Purdue	Associate Head Coach	29-6	.829	14-4	1st	NCAA
2010-11	Purdue	Associate Head Coach	26-8	.765	14-4	2nd	NCAA
2011-12	Missouri State	Head Coach	16-16	.500	9-9	t3rd	---
2012-13	Missouri State	Head Coach	11-22	.333	7-11	t7th	---
2013-14	Missouri State	Head Coach	20-13	.606	9-9	t4th	CIT
2014-15	Missouri State	Head Coach	11-20	.355	5-13	8th	---
2015-16	Missouri State	Head Coach	13-19	.406	8-10	t6th	---
2016-17	Missouri State	Head Coach	17-16	.515	7-11	t6th	---
2017-18	Missouri State	Head Coach	5-2	.714	0-0	---	---
Missouri State Totals			93-108	.463	45-63	---	---



The Lusk Family

(from left) Jack, Melanie, Paul and Maddie Lusk

Lusk at Missouri State

- 10 MVC Scholar-Athlete selections
- 5 All-MVC players
- 4 MVC All-Freshman Team selections
- 4 MVC All-Newcomer Team selections
- 2 MVC Most-Improved Team selections
- 2 MVC Newcomers of the Year
- 1 MVC Freshman of the Year
- 1 MVC All-Defensive Team selection
- 1 MVC All-Bench Team selection
- 2014 Skip Prosser Man of the Year Award Finalist



Lusk vs. All Opponents

Opponent	W-L	Home	Away	Neutral
Air Force.....	0-1	0-0	0-1	0-0
Alabama A&M.....	2-1	2-0	0-1	0-0
Alaska Anchorage.....	1-0	0-0	1-0	0-0
Arkansas-Little Rock.....	2-0	2-0	1-0	0-0
Arkansas State.....	1-0	0-0	1-0	0-0
Avila.....	1-0	1-0	0-0	0-0
Bradley.....	9-3	6-0	3-3	0-0
Buena Vista.....	0-2	0-1	0-1	0-0
Butler.....	0-1	0-0	0-0	0-1
Cameron.....	1-0	1-0	0-0	0-0
Central (Iowa).....	1-1	1-0	0-1	0-0
Chicago State.....	1-0	1-0	0-0	0-0
Clarke.....	0-1	0-0	0-1	0-0
Coe.....	0-2	0-1	0-1	0-0
Colorado State.....	0-1	0-0	0-0	0-1
Cornell College.....	0-1	0-1	0-1	0-0
Creighton.....	1-3	0-2	1-1	0-0
DePaul.....	1-1	0-0	0-1	1-0
Drake.....	10-3	5-1	4-2	1-0
Eastern Illinois.....	1-0	1-0	0-0	0-0
Eastern Michigan.....	1-1	0-1	1-0	0-0
Emporia State.....	1-0	1-0	0-0	0-0
Evangel.....	1-0	1-0	0-0	0-0
Florida Atlantic.....	1-0	0-0	0-0	1-0
Evansville.....	4-10	3-3	1-5	0-2
Fontbonne.....	1-0	1-0	0-0	0-0
Georgia Southern.....	0-1	0-0	0-0	0-1
Grambling.....	1-0	1-0	0-0	0-0
Hampton.....	1-0	1-0	0-0	0-0
Illinois State.....	4-9	3-3	0-6	1-0
IUPUI.....	1-0	1-0	0-0	0-0
Indiana State.....	7-5	5-1	2-4	0-0
Iowa Wesleyan.....	0-1	0-0	0-1	0-0
Jacksonville.....	0-1	0-1	0-0	0-0
Jacksonville State.....	1-0	1-0	0-0	0-0
Kennesaw State.....	1-0	1-0	0-0	0-0
Knox.....	0-1	0-0	0-1	0-0
Liberty.....	1-0	1-0	0-0	0-0
Loras.....	0-2	0-1	0-1	0-0
Louisville.....	0-1	0-0	0-1	0-0
Loyola Chicago.....	3-5	2-2	1-3	0-0
Luther.....	0-2	0-1	0-1	0-0
Malone.....	1-0	1-0	0-0	0-0
Manhattan.....	1-0	0-0	0-0	1-0
Minnesota.....	0-1	0-0	0-0	0-1
Mississippi State.....	0-1	0-0	0-0	0-1
Mount Mercy.....	1-1	1-0	0-1	0-0
Murray State.....	0-1	0-1	0-0	0-0
Nevada.....	1-0	0-0	1-0	0-0
New Mexico.....	0-1	0-0	0-1	0-0
New Mexico State.....	0-1	0-0	0-1	0-0
North Dakota State.....	1-1	1-1	0-0	0-0
Northern Iowa.....	4-9	2-4	1-5	1-0
Oklahoma State.....	1-2	0-1	1-1	0-0
Old Dominion.....	1-1	0-1	1-0	0-0
Oral Roberts.....	4-4	3-1	1-3	0-0
Philander Smith.....	1-0	1-0	0-0	0-0
San Diego State.....	0-1	0-1	0-0	0-0
Simpson (Iowa).....	0-2	0-1	0-1	0-0
South Carolina.....	0-1	0-0	0-0	0-1
Southeast Missouri St.....	4-1	2-1	2-0	0-0
Southern University.....	1-0	1-0	0-0	0-0
Southern California.....	0-1	0-0	0-0	0-1
Southern Illinois.....	7-7	4-2	2-4	1-1
Southern Methodist.....	0-1	0-0	0-0	0-1
St. Mary's (Calif.).....	0-1	0-0	0-0	0-1
Texas A&M.....	1-0	0-0	0-0	1-0
Texas A&M-Corpus Christi.....	1-0	1-0	0-0	0-0
Texas Tech.....	0-7	0-0	0-1	0-0
Tulsa.....	2-3	2-1	0-2	0-0
Utah State.....	0-1	0-1	0-0	0-0
Upper Iowa.....	0-2	0-1	0-1	0-0
Valparaiso.....	0-3	0-2	0-1	0-0
Virginia.....	0-1	0-0	0-0	0-1
Wartburg.....	0-2	0-1	0-1	0-0
Washington State.....	0-1	0-0	0-0	0-1
West Virginia.....	0-1	0-0	0-0	0-1
Western Kentucky.....	1-0	0-0	1-0	0-0
Wichita State.....	0-15	0-6	0-6	0-3
William Woods.....	1-0	1-0	0-0	0-0
Wisconsin-LaCrosse.....	0-1	0-1	0-0	0-0
Wisconsin-Platteville.....	0-1	0-0	0-1	0-0
Totals	95-131	61-46	26-67	8-18
at Missouri State.....	93-108	59-37	26-53	8-18
MVC Games.....	38-52	26-19	12-33	----

Lusk Era Superlatives

MSU Game Highs		Individual	Team
Points	38	Marcus Marshall, vs. Eastern Illinois (11/14/14)	100 vs. Fontbonne (11/17/16)
Points, Half	25	Kyle Weems, at Creighton (12/28/11) 2nd	58 vs. Grambling (11/20/13) 2nd
Field Goals Made	12	Marcus Marshall, vs. Eastern Illinois (11/14/14)	40 vs. Alabama A&M (11/11/16)
		Camryn Boone vs. Evansville (3/4/16)	
Field Goal Attempts	22	Kyle Weems, at Creighton (12/28/11)	74 vs. Oral Roberts (12/14/16)
Field Goal Percentage (min 5 FG)	1.000	Alize Johnson (8-8), vs. Alabama A&M (11/11/16)	.615 vs. Alabama A&M (40-65) (11/11/16)
	.833	Kyle Weems (10-12), vs. Drake (12/31/11)	
3 Pt Field Goals Made	7	Austin Ruder, vs. Arkansas-Little Rock (12/4/14)	15 vs. Jacksonville State (11/13/16)
		Marcus Marshall, at Tulsa (12/17/14)	
3 Pt FG Attempts	12	Austin Ruder, vs. Illinois State (3/7/14)	38 at Illinois State (1/4/17)
		Chris Kendrix, at Northern Iowa (2/10/16)	
3 Pt FG Percentage (min 3 3FG)	1.000	Ron Mvouika (6-6), at Northern Iowa (1/18/14)	.667 vs. Valparaiso (4-6) (12/15/12)
Free Throws Made	13	Marcus Marshall, vs. Wichita State (3/8/13)	.632 at Southeast Missouri St. (12-19) (12/13/14)
Free Throw Attempts	16	Marcus Marshall, vs. Wichita State (3/8/13)	33 vs. Tulsa (11/16/13)
Free Throw Percentage	1.000	Anthony Downing (10-10), at Arkansas-Little Rock (12/10/11)	49 vs. Tulsa (11/16/13)
		Jarred Dixon (10-10), vs. Northern Iowa (3/3/17)	1.000 at Northern Iowa (4-4) (2/5/13)
		Alize Johnson, at Drake (2/18/17)	.947 vs. Eastern Michigan (18-19) (12/20/14)
Rebounds	21		52 at Old Dominion (11/8/13)
			vs. William Woods (11/27/15)
Assists	12	Michael Bizoukas, vs. Evansville (1/15/12)	24 vs. Indiana State (12/31/16) ot
Turnovers	7	Michael Bizoukas, at Southern Illinois (2/8/12)	24 vs. Kennesaw State (12/17/11)
		Dorrian Williams, vs. Southern Illinois (3/5/15)	at Evansville (2/25/12)
Blocked Shots	6	Obediah Church, vs. Fontbonne (11/17/16)	11 vs. Drake (2/24/16)
		Obediah Church, at Drake (2/18/17)	
Steals	6	Chris Kendrix, vs. Utah State (12/1/15)	13 vs. Jacksonville State (11/13/16)
		Jarred Dixon, vs. Illinois State (1/30/16)	
Fouls	---		31 at Western Kentucky (11/10/17)
Opponent Game Highs		Individual	Team
Points	39	Doug McDermott, vs. Creighton (1/11/13)	99 at Wichita State (2/18/16)
Points, Half	28	Doug McDermott, vs. Creighton (1/11/13) 2nd	55 at Northern Iowa (1/18/14), 2nd
Field Goals Made	15	Doug McDermott, vs. Creighton (1/11/13)	39 at Wichita State (2/18/16)
Field Goal Attempts	24	Aaron Bacote, at Old Dominion (11/8/13)	71 vs. Bradley (2/25/15)
		Justin Washington, vs. Evangel (11/24/17)	
Field Goal Percentage (min 5 FG)	1.000	Egidijus Mockevicius (6-6), at Evansville (1/2/13)	.674 at Northern Iowa (31-46) (1/18/14)
	.846	Brandon Conley (6-6), at Oral Roberts (12/13/13)	
3 Pt Field Goals Made	7	Sean O'Brien (11-13), at Southern Illinois (1/28/17)	15 at Creighton (1/30/13)
		Kris Martin, vs. Oral Roberts (12/14/16)	at Illinois State (12/30/15)
3 Pt FG Attempts	14	Kris Martin, vs. Oral Roberts (12/14/16)	32 vs. Drake (1/24/17) ot
3 Pt FG Percentage (min 3 3FG)	1.000	Deontae Hawkins (5-5), at Illinois State (12/30/15)	.619 at Northern Iowa (13-21) (1/18/14)
			at Drake (13-21) (2/22/15)
Free Throws Made	16	Richard Carter, at Drake (1/29/14)	31 vs. Oklahoma State (12/7/11) & vs. Wichita State (1/11/14)
Free Throw Attempts	21	Devonte Brown, vs. Indiana State (2/13/16)	41 vs. Oklahoma State (12/7/11)
Free Throw Percentage	1.000	Devon Turk (13-13), at Loyola (1/5/14)	1.000 vs. Loyola Chicago (7-7) (2/4/15); & at Drake (7-7) (2/22/15)
			.952 vs. Wichita State (20-21) (3/4/17)
Rebounds	21	Josh Cunningham, vs. Bradley (2/25/15)	52 vs. San Diego State (11/17/12)
		Egidijus Mockevicius, vs. Evansville (1/2/16)	
Assists	11	Richard Carter, at Drake (1/29/14)	24 at Creighton (1/30/13)
		Fred VanVleet, at Wichita State (2/7/15)	at Northern Iowa (1/18/14)
		I.J. Ready, vs. Mississippi State (11/22/15)	
Turnovers	7	Jamaal Franklin, vs. San Diego State (11/17/12)	25 vs. South Carolina (11/24/12)
		Malcolm Drumwright, vs. Jacksonville State (11/13/16)	
Blocked Shots	5	Egidijus Mockevicius, at Evansville (1/2/13)	9 vs. San Diego State (11/17/12)
		Egidijus Mockevicius, at Evansville (2/5/14)	at Evansville (1/2/13)
		Egidijus Mockevicius, vs. Evansville (1/14/15)	at Oral Roberts (12/13/13)
Steals	5	Paullly Paulicap, vs. Manhattan (11/21/17)	14 vs. Southern Illinois (1/10/12)
		done 5 times, last by Jamaal Calvin, vs. SEMO (12/17/16)	vs. Southeast Missouri St. (12/17/16)
Fouls	---		34 vs. Tulsa (11/16/13)
Team Lows		Missouri State	Opponents
Points	35	at Wichita State (2/7/15)	27 vs. Fontbonne (11/17/16)
Largest Margin of Victory	73	vs. Fontbonne (11/17/16)	43 at Wichita State (2/7/15)
Field Goals Made	13	at Wichita State (2/7/15)	10 vs. Fontbonne (11/17/16)
Field Goal Attempts	37	at Arkansas-Little Rock (12/10/11)	36 at Southern Illinois (12/31/14)
		vs. Southern Illinois (12/30/12)	
Field Goal Percentage	.250	at Wichita State (13-52) (2/7/15)	.192 vs. Fontbonne (10-52) (11/17/16)
3 Pt Field Goals Made	1	done 7 times, last vs. Manhattan (11/21/17)	0 at Evansville (2/5/14)
3 Pt FG Attempts	6	vs. Valparaiso (12/15/12)	6 vs. SMU (11/25/12)
3 Pt FG Percentage	.053	at Tulsa (1-19) (12/5/12)	.000 at Evansville (0-13) (2/5/14)
Free Throws Made	1	at Wichita State (2/15/12)	1 vs. North Dakota State (11/27/16)
Free Throw Attempts	2	at Wichita State (2/15/12)	2 vs. Northern Iowa (2/15/15)
Free Throw Percentage	.357	at Illinois State (5-14) (1/25/12)	.267 vs. Liberty (4-15) (11/26/13)
			.250 vs. North Dakota State (1-4) (11/27/16)
Rebounds	16	at Drake (1/29/14)	19 vs. Avila (11/19/14)
Assists	1	vs. North Dakota State (11/17/17)	2 vs. Fontbonne (11/17/16)
Turnovers	3	vs. Creighton (1/18/12)	3 at Evansville (2/10/15)
		at Alabama A&M (12/18/12)	at Northern Iowa (2/10/16)
		vs. Bradley (3/2/13)	
Blocked Shots	0	done 27 times, last vs. Northern Iowa (1/6/16)	0 done 13 times, last at Evansville (2/4/17)
Steals	0	vs. Kennesaw State (12/17/11)	1 done 6 times, last vs. Oral Roberts (12/14/16)
		at Northern Iowa (2/10/16)	
Fouls	9	vs. Northern Iowa (1/6/16)	9 at Wichita State (2/15/12) & at Northern Iowa (4-4) (2/5/13)

Individual Records

Games Played

Season: 36, Kyle Weems, Adam Leonard, Jermaine Mallett, Will Creekmore, Nafis Ricks, Caleb Patterson, 2009-10
Career: 134, Kyle Weems, 2008-12

Winning Games Played

Season: 28, Winston Garland, Greg Bell, Basil Robinson, Stan Worthy, 1986-87
Career: 87, Kelby Stuckey, 1985-89

Minutes Played

Game: 59, Kelby Stuckey, 12/8/87 vs. Kansas State (3ot)
Season: 1,277, Darryl Reid, 1990-91
Career: 3,995, Johnny Murdock, 1991-95

Average Minutes Played per Game

Season: 37.6, Darryl Reid, 1990-91
Career: 36.5, Mike Robinson, 1978-80

Points Scored

Half: 27, Jimmie Dull, 2/7/77 vs. Kentucky Wesleyan (second half)
Game: 53, Jimmie Dull, 2/7/77 vs. Ky. Wesleyan
Game, Two Players: 78 (Jimmie Dull 53, Charley Moore 25), 2/7/77 vs. Kentucky Wesleyan
First MSU Game: 33, Ryan Thornton, 12/22/90 vs. Indiana State
Season: 720, Winston Garland, 1986-87
Season, Two Players: 1179 (Daryl Garrison 617, Dennis Hill 562), 1973-74
Senior Year: 720, Winston Garland, 1986-87
Junior Year: 617, Daryl Garrison, 1973-74
Sophomore Year: 645, Danny Moore, 1996-97
Freshman Year: 368, Marcus Marshall, 2012-13
First MSU Season: 645, Danny Moore, 1996-97
Career: 1,975, Daryl Garrison, 1971-75
Two-Year Career: 1,248, Winston Garland, 1985-87

Scoring Average

Season: 24.5, Zack Townsend, 1971-72
Career: 18.5, Daryl Garrison, 1971-75
Two-Year Career: 22.2, Mike Robinson, 1978-80

Field Goals Made

Game: 20, Daryl Garrison, 2/8/75 vs. Central. Mo.
Season: 277, Curtis Perry, 1969-70
Career: 830, Daryl Garrison, 1971-75
Consecutive: 19, Eric Gray, 2/29/84-3/9/84

Field Goals Attempted

Game: 37, Jimmie Dull, 2/26/77 vs. Southeast Mo.
Season: 566, Daryl Garrison, 1973-74
Career: 1755, Daryl Garrison, 1971-75

Field Goal Percentage

Game (minimum 5 made): 1.000, Lou Shepherd, 2/2/67 vs. Northwest Missouri (10/10)
Season: .698, Lee Campbell, 1989-90
Career: .680, Lee Campbell, 1988-90

Three-Point Field Goals Made

Game: 8, Johnny Murdock, 2/6/93 vs. Indiana St., 1/19/94 vs. Okla. St., 2/18/95 vs. Drake; Kevin Ault, 2/15/98 vs. Illinois State
Season: 103, Adam Leonard, 2009-10
Career: 276, Blake Ahearn, 2003-07

Three-Point Field Goals Attempted

Game: 18, Johnny Murdock, 1/19/94 vs. Oklahoma St.
Season: 264, Adam Leonard, 2009-10
Career: 720, Johnny Murdock, 1991-95

Three-Point Field Goal Percentage

Game (min. 5 made): 1.000 (6/6), Ron Mvouika, 1/18/14, at Northern Iowa
Season: .526, Jason Gilbert, 2002-03
Career: .504, Winston Garland, 1986-87

Free Throws Made

Game: 19, Bob Curl, 12/13/71 vs. Truman State
Season: 214, Danny Moore, 1996-97
Career: 538, Danny Moore, 1996-99
Consecutive: 60, Blake Ahearn, 12/20/03-2/14/04; and 12/19/04-2/26/05

Free Throws Attempted

Game: 24, Darryl Reid, 11/25/90 vs. Hawaii
Season: 276, Danny Moore, 1996-97
Career: 685, Danny Moore, 1996-99

Free Throw Percentage

Game: 1.000, done last by Jarred Dixon (10-10), vs. UNI, 3/3/17

Season: .975, Blake Ahearn, 2003-04 (NCAA record)
Career: .947, Blake Ahearn, 2003-07 (NCAA record)

Rebounds

Game: 31, Curtis Perry, 2/10/70 vs. UT-Arlington
Game, Two Players: 39 (D. Bolden 21, L. Shepherd 18, 2/6/67; C. Perry 31, C. Williams 8, 2/10/70)
Season: 478, Curtis Perry, 1969-70
Career: 1,424, Curtis Perry, 1966-70
Two-Year Career: 650, Mike Robinson, 1978-80

Rebound Average

Season: 17.1, Curtis Perry, 1969-70
Career: 13.6, Curtis Perry, 1966-70

Assists

Game: 21, Andy Newton, 3/1/75 vs. Ky. Wesleyan
Season: 257, Arnold Bernard, 1990-91
Career: 507, Randy Towe, 1974-79

Personal Fouls

Season: 111, David Brewer, 1990-91
Career: 382, Kyle Weems 2008-12

Games Disqualified on Fouls

Season: 10, Jimmie Dull, 1976-77
Career: 19, Jimmie Dull, 1974-78

Steals

Game: 8, Winston Garland, 3/12/86 vs. Pittsburgh
Season: 82, Arnold Bernard, 1990-91
Career: 243, Kevin Ault, 1996-2000

Blocked Shots

Game: 7, Scott Hawk, 1/11/77 vs. Ky. Wesleyan; Ricky Johnson, 1/29/83 vs. Valparaiso
Season: 84, Danny Moore, 1998-99
Career: 167, Danny Moore, 1996-99

Turnovers

Game: 12, Keith Hilliard, 2/20/82 vs. Chicago State
Season: 134, Arnold Bernard, 1990-91
Career: 358, William Fonteroy, 1996-00

Team Records

Points Scored

Half: 66, 2/8/75 vs. Central Missouri (first half)
Game: 130, 2/8/75 vs. Central Missouri
Season: 2,572, 2009-10
Season, Scoring Average: 83.0, 1968-69
Season, Scoring Margin: +17.5, 1968-69
Greatest Margin of Victory, Game: 80, 2/14/18 (MSU 94, Missouri Wesleyan 14)
Greatest Margin of Defeat, Game: 53, 12/8/80 (Puget Sound 103, MSU 50)

Field Goals Made

Game: 55, 2/8/75 vs. Central Missouri
Season: 1,004, 1973-74

Field Goals Attempted

Game: 105, 3/11/53 vs. Stetson
Season: 2,234, 1973-74

Field Goal Percentage

Game: .714, 12/3/88 vs. Texas Wesleyan (40/56); 11/23/90 vs. Louisiana-Monroe (25/35)
Season: .530, 1984-85

Three-Point Field Goals Made

Game: 15, vs. Jacksonville State, 11/13/16
Season: 270, 2016-17

Three-Point Field Goals Attempted

Game: 38, at Illinois State, 1/4/17
Season: 743, 2016-17

Three-Point Field Goal Percentage

Game (min. 6 made): .889, 12/2/89 vs. Tulsa (8/9)
Season: .406, 2001-02

Free Throws Made

Game: 46, 1/11/55 vs. Northwest Missouri State
Season: 632, 1952-53

Free Throws Attempted

Game: 60, 1/11/55 vs. Northwest Missouri State
Season: 993, 1952-53

Free Throw Percentage

Game: 1.000, on many occasions
Season: .768, 1984-85

Rebounds

Game: 77, 1/28/67 vs. Central Missouri
Rebound Margin: +32, 11/19/14 vs. Avila
Season: 1,712, 1951-52
Best Rebound Average, Season: 54.0, 1968-69

Personal Fouls

Game: 36, 2/21/53 vs. Central Missouri
Season: 667, 2009-10

Assists

Game: 35, 1/8/75 vs. Missouri-St. Louis; 2/8/75 vs. Central Missouri; 3/1/75 vs. Kentucky Wesleyan
Season: 617, 1980-81

Steals

Game: 16, 2/7/79 vs. UMSL; 1/25/82 vs. Wis-Superior; 12/6/82 vs. Ark.; 2/8/86 vs. Chaminade; 1/3/87 vs. Minn.-Duluth
Season: 299, 1998-99

Blocked Shots

Game: 14, 3/1/90 vs. Northern Iowa
Season: 139, 1998-99

Turnovers

Game: 30, 1/23/82 vs. Nicholls; 2/22/86 vs. Cleveland St.
Season: 484, 2007-08

Season Win-Loss Records

Most Games Played: 36, 2009-10 (24-12)

Most Games Won: 28, 1986-87

Most Games Lost: 22, 20012-13

Best Winning Percentage: .929, 1923-24

Most MIAA Games Won: 11, 1977-78

Most MIAA Games Lost: 11, 1929-30

Best MIAA Winning Pct: 1.000, 1952, 1966, 1967

Cumulative MIAA Record: 349-207 (.628)

Total MIAA Titles Won: 19 (1928-31-34-35-49-50-52-53-54-58-59-66-67-68-69-70-73-74-78)

Consecutive MIAA Titles: 5 (1966-67-68-69-70)

MIAA Tourney Record: 1-1 (.500)

Most Mid-Continent Games Won: 13, 1986-87

Most Mid-Continent Games Lost: 6, 1984-85

Best Mid-Continent Winning Pct: .929, 1986-87

Cumulative Mid-Continent Record: 79-24 (.767)

Total Mid-Continent Titles: 4 (1987-88-89-90)

Consecutive Mid-Continent Titles: 4 (1987-88-89-90)

Mid-Continent Tourney Record: 9-4 (.692)

Mid-Continent Tourney Titles: 2 (1987-89)

Most MVC Games Won: 15, 2010-11

Most MVC Games Lost: 13, 2008-09 and 2014-15

Best MVC Winning Pct: .833 (15-3), 2010-11

Cumulative Missouri Valley Record: 262-222 (.541)

Missouri Valley Tourney Record: 30-26 (.536)

Missouri Valley Tourney Titles: 1 (1992)

Most Home Games Played: 21, 2009-10

Most Home Games Won: 19, 2009-10 (19-2)

Most Road & Neutral Games Played: 19, 1951-52

Most Road & Neutral Games Won: 14, 1951-52

Most Road Games Won: 8, done nine times, most recently in 2011-12 (8-6)

Most Consecutive Wins

Season: 21, 1948-49
Overall: 22, 1947-49
Home Games, Season: 14, 1948-49, 1958-59, 1968-69
Home Games, Overall: 41, 1/22/57 to 2/20/60
MIAA Games: 29, 2/23/65 to 2/5/68
MIAA Home Games: 23, 1/29/66 to 1/10/70
Mid-Continent Games: 10, 1/26/87 to 2/28/87
Mid-Continent Home Games: 23, 2/8/86 to 2/18/89
MVC Games: 12, 1/23/92 to 2/29/92
MVC Home Games: 8, 12/22/90 to 2/16/91; 1/15/92 to 2/29/92

Cons. Winning Seasons: 15, 1945-46 -1959-60

Total 20-Win Seasons: 29

Consecutive 20-Win Seasons: 8, 1985-86 to 1992-93

Cumulative Record: 1,638-962 (.630)

NAIA Tourney Record: 15-4 (.789)

NCAA Division II Tourney Record: 23-10 (.697)

CollegeInsider.com Postseason Tourney Rec: 4-1 (.800)

National Invitation Tournament Record: 10-9 (.526)

NCAA Division I Tourney Record: 3-6 (.333)

Opponent Records

Individual Records

Points: 45, Harold Robertson, Lincoln, 1/31/76
Field Goals: 18, H. Robertson, LU, 1/31/76, 2/4/78, 3/4/78
FG Attempts: 36, Harold Robertson, LU, 1/23/78, 2/4/78
Three-Point FGs: 9, Jason Perez, Wichita St., 2/2/00
Three-Point FG Att: 16, Reggie Brown, Richmond, 12/22/01
Free Throws: 21, Phillip Gilbert, Bradley, 3/1/04
Free Throw Attempts: 22, Phillip Gilbert, Bradley, 3/1/04
Rebounds: 22, Troy Mack, Wichita State, 1/18/99
Assists: 15, Jeff Branstetter, Central Missouri, 2/12/77; Lawrence Washington, Drury, 12/10/77
Blocked Shots: 7, Alyn Thomsen, Tulsa, 2/20/91; Danny Granger, Bradley, 2/20/02
Steals: 9, Rob Dye, Bradley, 1/13/99

Team Records

Points, Game: 106, Central Missouri, 1/11/75 and 2/8/75; Southern Illinois, 1/15/98
Points, Season: 2,387, 1980-81
Highest Scoring Average, Season: 79.6, 1980-81
Field Goals, Game: 47, Truman State, 1/29/77
Field Goal Attempts, Game: 97, Evansville, 12/6/75
Field Goals, Season: 1,003, 1973-74
Three-point FGs, Game: 16, Drake, 1/27/99; at Creighton, 1/30/13
Three-point FG Attempts, Game: 39, Drake, 1/27/99
Free Throws, Game: 35, Bradley, 3/1/04
Free Throw Attempts, Game: 42, Southern Ill., 1/7/02
Free Throws, Season: 672, 2009-10
Rebounds, Game: 68, Evansville, 12/6/75
Rebounds, Season: 1479, 1973-74

Individual, Single-Game Records

Scoring

- 53, Jimmie Dull, at Kentucky Wesleyan, 2/7/77
- 44, Jimmie Dull, vs. Southeast Missouri, 1/22/77
- 41, Daryel Garrison, vs. Central Missouri, 2/8/75
- 39, Don Anielak, at Truman State, 1/12/53
- 39, Curtis Perry, vs. Southeast Missouri, 12/13/69
- 39, Mike Robinson, vs. Missouri S&T, 2/26/79
- 38, Don Anielak, at Central Missouri, 2/21/53
- 38, Curtis Perry, at Southeast Missouri, 1/31/70
- 38, Curtis Perry, vs. Missouri S&T, 2/2/70
- 38, Daryel Garrison, at Central Missouri, 1/11/75
- 38, Marcus Marshall, vs. Eastern Illinois, 11/14/14
- 37, Jimmie Dull, at Southeast Missouri, 2/26/77
- 37, Jimmie Dull, at Kentucky Wesleyan, 2/24/78
- 37, Mike Robinson, vs. Missouri-St. Louis, 1/19/80
- 37, Dale Lamberth, at Indiana State, 3/1/08
- 36, Ben Kandlbinder, vs. Stephen F. Austin, 12/2/95
- 36, Danny Moore, at Creighton, 2/15/97
- 36, Marcus Marshall, 12/17/14 at Tulsa
- 35, Jim Gant, vs. Southern Utah (at Alamosa, Colo.), 12/28/65
- 35, Bob Curl, at Truman State, 12/13/71
- 35, Clay Holt, at Kansas State, 12/8/87
- 35, Johnny Murdock, vs. Oklahoma State, 1/19/94
- 23, 34, Danny Bolden, vs. Missouri S&T, 1/4/65
- 34, Jim Gant, vs. Rockhurst College, 12/1/65
- 34, Zack Townsend, vs. Southeast Missouri, 2/21/72
- 34, Mike Robinson, at Central Missouri, 2/5/79
- 34, Mike Robinson, at Missouri-St. Louis, 2/7/79
- 34, Mike Robinson, vs. Missouri S&T, 1/26/80
- 34, Mike Robinson, vs. Truman State, 2/11/80
- 34, Mike Robinson, at Southeast Missouri, 2/23/80
- 34, Darryl Reid, at Drake, 1/14/91
- 34, Johnny Murdock, at Indiana State, 2/6/93
- 33, 33, Dale Mathes, vs. Southern Illinois, 12/5/64
- 33, Lou Shepherd, at Central Missouri, 1/13/68
- 33, Zack Townsend, at Southeast Missouri, 2/7/72
- 33, Dennis Hill, vs. Kentucky Wesleyan, 3/1/75
- 33, Mike Robinson, vs. Southeast Missouri, 1/28/80
- 33, Ryan Thornton, vs. Indiana State, 12/22/90
- 33, Coleco Buie, vs. UT Martin, 12/1/95
- 40, 32, Forrest Hamilton, vs. Southeast Missouri, 2/16/52
- 32, Curtis Perry, at Central Missouri, 2/14/70
- 32, Jimmie Dull, vs. Evangel College, 2/17/77
- 32, Jimmie Dull, vs. Central Missouri, 2/6/78
- 32, Jimmie Dull, at Central Missouri, 2/18/78
- 32, Darryl Reid, at Green Bay, 1/15/90
- 32, Merrill Andrews, vs. Weber State, 12/6/03
- 32, Blake Ahearn, vs. Texas A&M-Corpus Christi, 12/3/05
- 48, 31, Don Anielak, vs. Ft. Leonard Wood, 12/5/53
- 31, Jerry Kirksey, vs. Regis, 1/13/59
- 31, Danny Bolden, at Missouri S&T, 12/13/65
- 31, Curtis Perry, at Evansville, 1/8/69
- 31, Curtis Perry, vs. Emporia State, 12/3/69
- 31, Chuck Williams, vs. Texas-Arlington, 2/10/70
- 31, Curtis Perry, at Truman State, 2/23/70
- 31, Chuck Williams, vs. Cornell (at Brookings, S.D.), 3/7/70
- 31, Daryel Garrison, vs. Central Missouri, 1/12/74
- 31, Dennis Hill, at Kentucky Wesleyan, 2/4/74
- 31, Dennis Hill, at Rockhurst College, 12/4/74
- 31, Daryel Garrison, vs. Truman State, 2/17/75
- 31, Dennis Hill, at Southeast Missouri, 2/22/75
- 31, Andy Newton, vs. Lincoln, 1/12/76
- 31, Jimmie Dull, at Lincoln, 2/4/78
- 31, Jimmie Dull, at Southeast Missouri, 2/25/78
- 31, Kyle Weems, at Creighton, 12/28/11
- 65, 30, done 26 times, last by Camyn Boone, vs. Indiana St., 2/13/16

Rebounds

- 31, Curtis Perry, vs. Texas-Arlington, 2/10/70
- 30, Charles Peterson, at Truman State, 1/24/55
- 26, Mike Robinson, vs. Northwest Missouri, 2/9/80
- 25, Danny Bolden, vs. Missouri S&T, 2/23/65
- 25, Curtis Perry, vs. Southeast Missouri, 12/13/69
- 25, Curtis Perry, vs. Evansville, 1/7/70
- 24, Curtis Perry, vs. Pittsburg State, 2/7/69
- 24, Mike Robinson, vs. Southeast Missouri, 1/28/80
- 23, Lou Shepherd, vs. Truman State, 2/7/66
- 23, Mike Robinson, vs. Missouri S&T, 1/5/80
- 22, Curtis Perry, vs. Prairie View A&M, 2/21/68
- 22, Curtis Perry, at Evansville, 1/8/69
- 22, Curtis Perry, vs. Illinois State, 1/27/69
- 22, Curtis Perry, vs. Emporia State, 12/3/69
- 22, Curtis Perry, at Illinois State, 2/4/70
- 22, Mike Robinson, at Missouri S&T, 2/25/80
- 21, Danny Bolden, at Northwest Missouri, 1/13/64
- 21, Danny Bolden, vs. Central Wash. (at Chico, Cal.), 12/30/66
- 21, Danny Bolden, vs. Central Missouri, 1/7/67
- 21, Alize Johnson, at Drake, 2/18/17
- 20, Curtis Perry, at Northwest Missouri, 12/16/67
- 20, Curtis Perry, vs. Southeast Missouri, 1/6/69

- 20, Curtis Perry, vs. Central Missouri, 1/11/69
- 20, Curtis Perry, vs. Indiana State, 2/28/70
- 20, Curtis Perry, vs. Cornell (at Brookings, S.D.), 3/7/70
- 20, William Doolittle, vs. Northwest Missouri, 2/17/73
- 20, William Doolittle, at Central Missouri, 2/9/74
- 20, Scott Hawk, at Kentucky Wesleyan, 2/3/75
- 20, Lee Campbell, vs. Southern Utah State, 12/8/89
- 20, Lee Campbell, vs. Cleveland State, 1/22/90
- 20, Alize Johnson, at Indiana State, 1/18/17
- 20, Alize Johnson, vs. North Dakota State, 11/17/17

Field Goals

- 20, Daryel Garrison, vs. Central Missouri, 2/8/75
- 19, Jimmie Dull, at Kentucky Wesleyan, 2/7/77
- 18, Curtis Perry, at Southeast Missouri, 1/31/70
- 18, Mike Robinson, vs. Missouri S&T, 2/26/79
- 17, Curtis Perry, vs. Southeast Missouri, 12/13/69
- 16, Curtis Perry, vs. Missouri S&T, 2/2/70
- 16, Daryel Garrison, at Central Missouri, 1/11/75
- 16, Jimmie Dull, vs. Southeast Missouri, 1/22/77
- 16, Jimmie Dull, at Southeast Missouri, 2/26/77
- 16, Mike Robinson, at Central Missouri, 2/5/79
- 16, Mike Robinson, at Missouri-St. Louis, 2/7/79
- 16, Mike Robinson, vs. Missouri-St. Louis, 1/19/80
- 16, Mike Robinson, vs. Missouri S&T, 1/26/80
- 16, Mike Robinson, at Southeast Missouri, 2/23/80
- 15, Danny Bolden, vs. Missouri S&T, 1/4/65
- 15, Curtis Perry, at Truman State, 2/23/70
- 15, Zack Townsend, vs. Southeast Missouri, 2/21/72
- 15, Jimmie Dull, at Central Missouri, 2/18/78

Field Goal Attempts

- 37, Jimmie Dull, vs. Southeast Missouri, 2/26/77

Field Goal Percentage

- 1,000, Lou Shepherd, vs. Northwest Missouri (10/10), 2/2/67

Three-Point Field Goals

- 8, Johnny Murdock, at Indiana State, 2/6/93
- 8, Johnny Murdock, vs. Oklahoma State, 1/19/94
- 8, Johnny Murdock, at Drake, 2/18/95
- 8, Kevin Ault, at Illinois State, 2/15/98
- 7, Clay Holt, vs. Cleveland State, 1/23/88
- 7, Johnny Murdock, at Fordham, 12/21/93
- 7, Allen Phillips, vs. Northern Iowa, 1/5/00
- 7, Allen Phillips, vs. TCU, 1/8/00
- 7, Blake Ahearn, at Evansville, 1/28/04
- 7, Deke Thompson, at Evansville, 2/28/05
- 7, Adam Leonard, at Southern Illinois, 2/3/10
- 7, Adam Leonard, vs. Drake, 2/24/10
- 7, Adam Leonard, at Miami (Fla.), 3/21/11
- 7, Austin Ruder, vs. Little Rock, 12/4/14
- 7, Marcus Marshall, at Tulsa, 12/17/14
- 6, Dale Ribble, at Drake, 1/23/92
- 6, Ben Kandlbinder, at Drake, 2/18/95
- 6, Kevin Ault, vs. Bowling Green State, 12/6/97
- 6, Kevin Ault, at Southern Illinois, 1/15/98
- 6, Allen Phillips, vs. Western Illinois, 12/3/99
- 6, Daniel Novak, vs. Bradley, 1/21/01
- 6, Blake Ahearn, at San Diego, 12/9/03
- 6, Blake Ahearn, vs. Toledo, 11/11/06
- 6, Spencer Laurie, vs. Bradley, 1/2/08
- 6, Dale Lamberth, vs. Wichita State, 1/8/08
- 6, Kyle Weems, at Arkansas, 12/22/09
- 6, Kyle Weems, vs. Bradley, 1/9/10
- 6, Adam Leonard, vs. Louisiana Tech, 3/22/10
- 6, Kyle Weems, vs. Bradley, 2/9/11
- 6, Ron Mvouika, at Northern Iowa, 1/18/14
- 6, Austin Ruder, at Drake, 1/29/14
- 6, Austin Ruder, vs. Illinois State, 3/7/14
- 6, Marcus Marshall, vs. Eastern Illinois, 11/14/14
- 6, Dequon Miller, vs. Illinois State, 1/30/16
- 6, Austin Ruder, vs. Alabama A&M, 11/11/16

Three-Point Field Goal Attempts

- 18, Johnny Murdock, vs. Oklahoma State, 1/19/94

Three-Point Field Goal Percentage

- 1,000, Ron Mvouika (6-6), at Northern Iowa (6/6), 1/18/14
- 1,000, Kevin Ault (5-5), vs. Northern Iowa, 12/30/98,
- 1,000, Tyler Chaney (5-5), vs. Evansville, 1/9/07
- 1,000, Jermaine Mallett (5-5), vs. Illinois State, 1/1/11
- 1,000, Nathan Scheer (5-5), vs. Southern Illinois, 12/30/12

Free Throws

- 19, Bob Curl, at Truman State, 12/13/71
- 17, Darryl Reid, at Hawaii, 11/25/90
- 16, Daryel Garrison, at Lincoln, 2/2/74
- 15, Don Anielak, at Truman State, 1/12/53
- 15, Jimmie Dull, at Kentucky Wesleyan, 2/7/77
- 15, William Fontleroy, vs. Illinois State, 1/18/98
- 14, Jay Kinser, vs. Northwest Missouri, 1/23/59
- 14, Kelly Stuckey, vs. Southern Illinois, 12/22/88
- 14, Arnold Bernard, vs. Cleveland State, 1/22/90

- 14, Arnold Bernard, vs. La.-Monroe (at Honolulu), 11/23/90
- 14, Shawn Latimer, at Southern Illinois, 2/16/95
- 14, Blake Ahearn, vs. Wichita State, 1/7/07
- 13, Bill Price, at Northwest Missouri, 1/23/54
- 13, Charles Peterson, vs. Southeast Missouri, 1/8/55
- 13, Max Oldham, vs. East Texas State, 1/4/56
- 13, Joe Reiter, vs. Truman State, 2/4/57
- 13, Jerry Kirksey, vs. Regis, 1/12/59
- 13, Dale Mathes, vs. Southern Illinois, 12/5/64
- 13, Chris Scott, at Valparaiso, 1/28/84
- 13, Arnold Bernard, at Tennessee State, 12/4/90
- 13, Tony Graves, vs. Southern Illinois, 2/27/93
- 13, Ben Kandlbinder, vs. Northwestern State, 12/16/95
- 13, Danny Moore, at Indiana State, 2/12/98
- 13, Mike Wallace, at Evansville, 12/30/01
- 13, Marcus Marshall, vs. Wichita State (at St. Louis), 3/8/13

Free Throw Attempts

- 24, Darryl Reid, at Hawaii, 11/25/90

Assists

- 21, Andy Newton, vs. Kentucky Wesleyan, 3/1/75
- 17, Randy Towe, vs. Northwest Missouri, 1/4/79
- 15, Randy Towe, vs. Northwest Missouri, 2/11/78
- 15, Randy Towe, vs. Drury, 2/22/79
- 15, Doug Lewis, vs. Texas Wesleyan, 12/3/88
- 14, Randy Towe, at Southeast Missouri, 2/25/78
- 14, Randy Towe, at Eastern Illinois, 12/2/78
- 14, Randy Towe, vs. Southeast Missouri, 2/24/79
- 14, Doug Lewis, vs. Oral Roberts, 1/23/89
- 13, Andy Newton, vs. Truman State, 1/3/75
- 13, Andy Newton, vs. Northwest Missouri, 2/15/75
- 13, Randy Towe, at Missouri-St. Louis, 2/8/78
- 13, Randy Towe, vs. Grand Canyon, 12/9/78
- 13, Randy Towe, at Missouri-St. Louis, 2/7/79
- 13, Deron Thomas, vs. Albany State, 12/14/79
- 13, Brian Smith, vs. Iowa Wesleyan, 12/22/84
- 13, Arnold Bernard, vs. Cleveland State, 1/22/90
- 12, Randy Magers, vs. Missouri S&T, 2/25/74
- 12, Andy Newton, vs. Central Missouri, 2/8/75
- 12, Randy Towe, at Southeast Missouri, 2/26/77
- 12, Randy Towe, vs. Kentucky Wesleyan, 1/10/78
- 12, Randy Towe, vs. Benedictine, 11/28/78
- 12, Randy Towe, vs. Central Missouri, 2/17/79
- 12, Randy Towe, vs. Missouri S&T, 2/26/79
- 12, Wes Dunn, vs. Missouri S&T, 1/26/80
- 12, Keith Hilliard, vs. Chicago State, 1/28/82
- 12, Brian Smith, vs. Eastern Illinois, 2/21/83
- 12, Basil Robinson, vs. Missouri-St. Louis, 1/4/86
- 12, Basil Robinson, vs. Northern Iowa, 2/10/86
- 12, Doug Lewis, vs. Valparaiso, 3/7/89
- 12, Arnold Bernard, vs. Northern Iowa, 3/1/90
- 12, Arnold Bernard, vs. Prairie View A&M, 12/7/90
- 12, Arnold Bernard, at Drake, 1/14/91
- 12, Arnold Bernard, vs. Wichita State, 2/2/91
- 12, Arnold Bernard, vs. Bradley, 2/16/91
- 12, William Fontleroy, at Illinois State, 1/15/98
- 12, Justin Fuehrmeyer, vs. UNC Greensboro, 11/17/07
- 12, Michael Bizoukas, vs. Evansville, 1/15/12

Steals

- 8, Winston Garland, vs. Pittsburgh, 3/12/86
- 7, Doug Lewis, at Illinois-Chicago, 2/25/88
- 6, Jimmie Dull, vs. Missouri S&T, 1/24/77
- 6, Jimmie Dull, vs. Northwest Missouri, 1/5/78
- 6, Jimmie Dull, vs. Lincoln, 1/23/78
- 6, Randy Towe, at Central Missouri, 2/5/79
- 6, Larry Lewis, at Evansville, 2/20/80
- 6, Keith Hilliard, vs. Wis.-Eau Claire, 12/12/81
- 6, Winston Garland, vs. Benedictine, 11/23/85
- 6, Arnold Bernard, vs. Washington (at El Paso, Texas), 12/28/90
- 6, Rodney Perry, vs. Indiana State, 2/20/93
- 6, Anthony Edwards, at Tulsa, 12/11/93
- 6, Kevin Ault, vs. Long Beach State, 12/9/98
- 6, Deven Mitchell, vs. Illinois State, 2/26/05
- 6, Spencer Laurie, vs. Indiana State, 1/15/08
- 6, Chris Kendrix, vs. Utah State, 12/1/15
- 6, Jarred Dixon, vs. Illinois State, 1/30/16

Blocked Shots

- 7, Scott Hawk, vs. Kentucky Wesleyan, 1/11/77
- 7, Ricky Johnson, at Valparaiso, 1/29/83
- 6, Ed Liliensiek, vs. Henderson State, 12/15/79
- 6, Ricky Johnson, vs. Southern, 11/29/82
- 6, Ricky Johnson, at Central Missouri, 1/30/82
- 6, Jeff Ford, vs. Northern Iowa, 3/1/90
- 6, Tony Graves, at Drake, 2/18/93
- 6, Johnny Epps, at Creighton, 1/27/96
- 6, Danny Moore, at Bradley, 2/13/98
- 6, Danny Moore, vs. Texas Southern, 12/4/98
- 6, Drew Richards, vs. Harding, 11/16/07
- 6, Obediah Church, vs. Fortbonne, 11/17/16
- 6, Obediah Church, at Drake, 2/18/17
- 5, done 25 times, last by Obediah Church vs. Evangel, 11/24/17

Individual, Single-Season Records

Points

1. Winston Garland (1986-87).....	720
2. Curtis Perry (1969-70).....	684
3. Danny Moore (1996-97).....	645
4. Mike Robinson (1979-80).....	630
5. Daryl Garrison (1973-74).....	617
Jimmie Dull (1977-78).....	617
7. Zack Townsend (1971-72).....	589
8. Daryl Garrison (1974-75).....	578
9. Curtis Perry (1968-69).....	572
10. Jimmie Dull (1976-77).....	567
11. Dennis Hill (1973-74).....	562
12. Kyle Weems (2010-11).....	561
13. Darryl Reid (1990-91).....	555
14. Darryl Reid (1989-90).....	550
15. Danny Bolden (1966-67).....	549
16. Danny Moore (1998-99).....	543
17. Johnny Murdock (1992-93).....	536
18. Hubert Henderson (1988-89).....	533
19. Winston Garland (1985-86).....	528
20. Mike Robinson (1978-79).....	524
21. Jim Gant (1965-66).....	522
22. Chuck Williams (1968-69).....	519
23. Don Anielak (1952-53).....	515
24. Blake Ahearn (2006-07).....	509
25. Johnny Murdock (1993-94).....	506
26. Danny Moore (1997-98).....	503
27. Blake Ahearn (2005-06).....	501
28. Kyle Weems (2011-12).....	500
29. Kyle Weems (2009-10).....	491
30. Keith Hilliard (1981-82).....	488
31. Alize Johnson (2016-17).....	487
32. Jim Murphy (1950-51).....	483
33. Dale Lamberth (2007-08).....	480
34. Lee Campbell (1989-90).....	482
35. Chuck Williams (1969-70).....	477
36. Kevin Ault (1997-98).....	474
Jarmar Gulley (2013-14).....	474
38. Deven Mitchell (2007-08).....	473
39. Dennis Hill (1974-75).....	472
40. Johnny Murdock (1994-95).....	471
41. Adam Leonard (2009-10).....	467
42. Andy Newton (1975-76).....	465
43. Forrest Hamilton (1952-53).....	464
44. Daryl Garrison (1972-73).....	462
45. Kelby Stuckey (1987-88).....	459
46. Lou Shepherd (1967-68).....	454
Terrance McGee (2001-02).....	454
48. Jack Holt (1987-88).....	453
Anthony Downing (2012-13).....	453
50. Gene Ruble (1948-49).....	451
51. Coleco Buie (1996-97).....	449
52. Art Helms (1953-54).....	448
Danny Bolden (1965-66).....	448
54. Kelby Stuckey (1988-89).....	447
55. Allen Phillips (1999-2000).....	442
56. Chuck Williams (1970-71).....	438
57. Handy Johnson (1984-85).....	437
58. Stan Worthy (1987-88).....	436
59. Terrance McGee (2002-03).....	433
60. Jim Gummersbach (1966-67).....	431
61. Phil Schlegel (1985-86).....	422
62. Bobby Howard (1982-83).....	421
63. Dequan Miller (2016-17).....	419
64. Jim Gant (1964-65).....	418
65. Randy Stange (1984-85).....	416
66. Mike Wallace (2001-02).....	415
67. Ben Kandlerbinder (1995-96).....	413
68. Greg Bell (1985-86).....	410
69. Danny Bolden (1964-65).....	409
Jermaine Mallett (2010-11).....	409
71. Jack Israel (1958-59).....	407
72. Dequan Miller (2015-16).....	406
73. Arnold Bernard (1990-91).....	405
74. Don Anielak (1963-54).....	404
75. Curtis Perry (1967-68).....	402
Scott Brakebill (2001-02).....	402
77. Jay Kinser (1959-60).....	398
78. Will Creekmore (2010-11).....	395
79. Jerry Kirksey (1960-61).....	390
Joe Ward (1982-83).....	390
81. Kevin Ault (1998-99).....	387
82. Ardie McCoy (1969-70).....	385
83. Gene Ruble (1949-50).....	383
84. Jermaine Mallett (2009-10).....	382
85. Chris Scott (1983-84).....	381
86. Scott Brakebill (1999-2000).....	378
Camryn Boone (2015-16).....	378

Scoring Average

1. Zack Townsend (1971-72).....	24.5
2. Curtis Perry (1969-70).....	24.4
3. Mike Robinson (1979-80).....	23.3
4. Jim Gant (1965-66).....	22.7
5. Jimmie Dull (1976-77).....	22.7
6. Daryl Garrison (1974-75).....	22.2
7. Jimmie Dull (1977-78).....	22.0

8. Winston Garland (1986-87).....	21.2
9. Mike Robinson (1978-79).....	21.0
10. Daryl Garrison (1973-74).....	20.6

Games Played

1. Weems, Leonard, Mallett, Ricks, Creekmore, Patterson, (2009-10).....	36
7. Weems, Mallett, Creekmore, Leonard, Ricks, Scheer (2010-11).....	35

Minutes Played

1. Darryl Reid (1990-91).....	1277
2. Basil Robinson (1986-87).....	1191
3. Adam Leonard (2009-10).....	1178
Adam Leonard (2010-11).....	1178
5. Dequan Miller (2016-17).....	1174
6. Arnold Bernard (1990-91).....	1170
7. Jermaine Mallett (2010-11).....	1153
8. Anthony Downing (2012-13).....	1133
9. Winston Garland (1986-87).....	1119
10. Winston Garland (1985-86).....	1112

Minutes Per Game

1. Darryl Reid (1990-91).....	37.6
2. Mike Robinson (1979-80).....	37.5
3. Daryl Garrison (1974-75).....	37.4
4. Ricky Johnson (1982-83).....	36.8
5. Jimmie Dull (1977-78).....	36.6
6. Dennis Hill (1974-75).....	36.2
7. Daryl Garrison (1973-74).....	36.1
8. Clay Holt (1987-88).....	36.1
9. Johnny Murdock (1994-95).....	36.0
10. William Doolittle (1973-74).....	36.0

20-Point Games

1. Curtis Perry (1969-70).....	22
2. Winston Garland (1986-87).....	21
3. Zack Townsend (1971-72).....	20
4. Daryl Garrison (1973-74).....	18
5. Jim Gant (1965-66).....	17
Daryl Garrison (1974-75).....	17
Mike Robinson (1979-80).....	17
8. Jimmie Dull (1977-78).....	16
9. Dennis Hill (1973-74).....	15
Jimmie Dull (1976-77).....	15
Mike Robinson (1978-79).....	15

Double-Figure Scoring Games

1. Winston Garland (1986-87).....	34
2. Danny Moore (1996-97).....	33
Kyle Weems (2010-11).....	33
4. Danny Moore (1998-99).....	30
Kyle Weems (2009-10).....	30
Kyle Weems (2011-12).....	30
7. Curtis Perry (1968-69).....	29
Daryl Garrison (1973-74).....	29
Winston Garland (1985-86).....	29
Deven Mitchell (2007-08).....	29

Rebounds

1. Curtis Perry (1969-70).....	478
2. Curtis Perry (1968-69).....	427
3. William Doolittle (1973-74).....	380
4. Bill Lea (1951-52).....	379
5. William Doolittle (1972-73).....	376
6. Mike Robinson (1979-80).....	367
7. Lee Campbell (1989-90).....	363
8. Alize Johnson (2016-17).....	351
9. Curtis Perry (1967-68).....	323
10. Mike Wallace (2001-02).....	314

Rebounding Average

1. Curtis Perry (1969-70).....	17.1
2. Curtis Perry (1968-69).....	14.7
3. Mike Robinson (1979-80).....	13.6
4. William Doolittle (1972-73).....	13.4
5. Bill Lea (1951-52).....	13.1
6. Curtis Perry (1967-68).....	12.9
7. Don Carlson (1964-65).....	12.7
8. William Doolittle (1973-74).....	12.7
9. Danny Bolden (1964-65).....	12.5
10. Lee Campbell (1989-90).....	12.5

Field Goals

1. Curtis Perry (1969-70).....	277
2. Mike Robinson (1979-80).....	274
Winston Garland (1986-87).....	274
4. Daryl Garrison (1973-74).....	260
5. Jimmie Dull (1977-78).....	255
6. Daryl Garrison (1974-75).....	251
7. Curtis Perry (1968-69).....	242
8. Mike Robinson (1978-79).....	241
9. Zack Townsend (1971-72).....	238
10. Dennis Hill (1973-74).....	237

Field Goal Attempts

1. Daryl Garrison (1973-74).....	566
2. Curtis Perry (1969-70).....	560
3. Winston Garland (1986-87).....	545
4. Dennis Hill (1974-74).....	540
5. Jimmie Dull (1977-78).....	524
6. Curtis Perry (1968-69).....	522
7. Mike Robinson (1979-80).....	514
8. Jimmy Murphy (1950-51).....	506
9. Jim Gant (1965-66).....	500
10. Dan Bolden (191966-67).....	495
Jimmie Dull (1976-77).....	495

Field Goal Percentage (min. 2.0 FG/game)

1. Lee Campbell (1989-90).....	698
2. Derek Thomas (1984-85).....	692
3. Eric Gray (1983-84).....	654
4. Lee Campbell (1988-89).....	645
5. Kelby Stuckey (1987-88).....	641
6. David Brewer (1990-91).....	624
7. Tamarr Maclin (2001-05).....	613
8. Kelby Stuckey (1986-87).....	608
9. Stan Worthy (1987-88).....	606
10. Danny Moore (1996-97).....	602

Three-Point Field Goals

1. Adam Leonard (2009-10).....	103
2. Johnny Murdock (1992-93).....	94
Blake Ahearn (2006-07).....	94
4. Kevin Ault (1997-98).....	91
5. Adam Leonard (2010-11).....	86
6. Johnny Murdock (1993-94).....	82
7. Blake Ahearn (2005-06).....	74
8. Kyle Weems (2009-10).....	72
Austin Ruder (2013-14).....	72
10. Allen Phillips (1999-2000).....	71

Three-Point Field Goal Attempts

1. Adam Leonard (2009-10).....	264
2. Johnny Murdock (1993-94).....	238
3. Adam Leonard (2010-11).....	231
4. Johnny Murdock (1992-93).....	222
5. Kevin Ault (1997-98).....	212
6. Blake Ahearn (2006-07).....	202
7. Blake Ahearn (2005-06).....	196
8. Johnny Murdock (1994-95).....	183
9. Austin Ruder (2013-14).....	180
10. Allen Phillips (1999-2000).....	178

Three-Point Field Goal Pct. (min. 0.5 3pt./game)

1. Jason Gilbert (2002-03).....	526
2. Winston Garland (1986-87).....	504
3. Jeff Ford (1989-90).....	500
4. Andre Rigsby (1990-91).....	485
5. Dale Lamberth (2005-06).....	469
6. Josh Hotz (1995-96).....	466
7. Blake Ahearn (2006-07).....	465
8. Deke Thompson (2004-05).....	454
9. Robert Yanders (2001-02).....	444
10. Arnold Bernard (1989-90).....	443

Personal Fouls

1. David Brewer (1990-91).....	111
2. Art Helms (1952-53).....	110
3. Bill Thomas (1952-53).....	108
Kyle Weems (2009-10).....	108
5. Danny Moore (1996-97).....	105
Drew Richards (2006-07).....	105
Wade Knapp (2008-09).....	105
8. Doug Lewis (1988-89).....	104
9. Kelby Stuckey (1986-87).....	103
Tamarr Maclin (1904-05).....	103
Jarmar Gulley (2013-14).....	103

PF Disqualifications

1. Jimmie Dull (1976-77).....	10
Sky Frazier (2005-06).....	10
3. Scott Hawk (1974-75).....	7
Arnold Bernard (1990-91).....	7
5. Done 12 times, last by Camryn Boone (2014-15).....	6

Free Throws

1. Danny Moore (1996-97).....	214
2. Danny Moore (1997-98).....	173
3. Kelby Stuckey (1988-89).....	161
4. Deven Mitchell (2007-08).....	159
5. Darryl Reid (1989-90).....	155
Arnold Bernard (1990-91).....	155
Darryl Reid (1990-91).....	155
8. Danny Moore (1998-99).....	151
9. Don Anielak (1952-53).....	145
10. Jackie Crawford (1991-92).....	142

Free Throw Attempts

1. Danny Moore (1996-97).....	276
2. Kelby Stuckey (1988-89).....	231
3. Don Anielak (1952-53).....	225
4. Darryl Reid (1990-91).....	222
5. Arnold Bernard (1990-91).....	215
6. Curtis Perry (1969-70).....	207
Danny Moore (1997-98).....	207
8. Danny Moore (1998-99).....	202
9. Darryl Reid (1989-90).....	200
10. Keith Hilliard (1981-82).....	193

Free Throw Percentage (min. 1.5 FT/game)

1. Blake Ahearn (2003-04).....	975
2. Blake Ahearn (2004-05).....	947
3. Blake Ahearn (2005-06).....	936
4. Blake Ahearn (2006-07).....	925
5. Kevin Ault (1997-98).....	900
6. Marcus Marshall (2014-15).....	899
7. Deven Mitchell (2007-08).....	893
8. Jerry Stockard (1960-61).....	872
9. Kellen Easley (2004-05).....	865
10. Kevin Ault (1996-97).....	859

Assists

1. Arnold Bernard (1990-91).....	257
2. Randy Towe (1978-79).....	241
3. Arnold Bernard (1989-90).....	199
4. Brian Smith (1984-85).....	185
5. Randy Towe (1977-78).....	184
6. Doug Lewis (1988-89).....	183
7. Basil Robinson (1986-87).....	178
8. Michael Bizoukas (2011-12).....	174
9. Andy Newton (1974-75).....	170
Basil Robinson (1985-86).....	170

Assists Per Game

1. Randy Towe (1978-79).....	9.3
2. Arnold Bernard (1990-91).....	7.6
3. Randy Towe (1977-78).....	7.1
4. Wes Dunn (1979-80).....	7.1
5. Arnold Bernard (1989-90).....	6.9
6. Andy Newton (1974-75).....	6.5
7. Brian Smith (1984-85).....	6.2
8. Doug Lewis (1988-89).....	6.1
9. Keith Hilliard (1981-82).....	6.1
10. Michael Bizoukas (2011-12).....	5.44

Assist-to-Turnover Ratio

1. Randy Towe (1978-79).....	4.46
2. Randy Towe (1977-78).....	3.68
3. Brian Smith (1984-85).....	3.63
4. Michael Bizoukas (2011-12).....	2.95
5. Brian Smith (1982-83).....	2.89
6. Basil Robinson (1986-87).....	2.618
7. Basil Robinson (1985-86).....	2.615
8. Brian Smith (1983-84).....	2.54
9. Wes Dunn (1979-80).....	2.49
10. Doug Lewis (1988-89).....	2.440

Turnovers

1. Arnold Bernard (1990-91).....	134
2. Keith Hilliard (1981-82).....	117
3. Arnold Bernard (1989-90).....	110
4. William Fontleroy (1998-99).....	107
5. Daryl Garrison (1972-73).....	103
6. Terrance McGee (2001-02).....	101
7. Merrill Andrews (2003-04).....	99
8. William Fontleroy (1999-2000).....	98
9. Darryl Reid (1990-91).....	97
Terrance McGee (2002-03).....	97

Blocked Shots

1. Danny Moore (1998-99).....	84
2. Obediah Church (2016-17).....	74
3. Ricky Johnson (1981-82).....	68
4. Johnny Epps (1995-96).....	60
5. Ricky Johnson (1982-83).....	57
6. Ed Liliensiek (1979-80).....	54
7. Danny Moore (1996-97).....	50
Obediah Church (2015-16).....	50
9. Ed Liliensiek (1980-81).....	49
10. Tamarr Maclin (2004-05).....	44

Steals

1. Arnold Bernard (1990-91).....	82
2. Kevin Ault (1998-99).....	80
3. Winston Garland (1985-86).....	77
4. Keith Hilliard (1981-82).....	76
5. Jimmie Dull (1977-78).....	75
6. Winston Garland (1986-87).....	64
7. Kevin Alt (1999-2000).....	63
8. Anthony Boggs (1982-83).....	61
9. Brian Smith (1984-85).....	60
10. Jimmie Dull (1976-77).....	58

Individual, Career Records

Scoring

1. Daryl Garrison (1971-75).....	1975
2. Kyle Weems (2008-12).....	1888
3. Curtis Perry (1966-70).....	1835
4. Johnny Murdock (1991-95).....	1834
5. Danny Bolden (1963-67).....	1718
6. Danny Moore (1996-99).....	1691
7. Chuck Williams (1967-71).....	1687
8. Blake Ahearn (2003-07).....	1677
9. Jimmie Dull (1974-78).....	1532
10. Kevin Ault (1996-2000).....	1508
11. Ben Kandlbinder (1994-98).....	1429
12. Gene Ruble (1946-50).....	1406
13. Jim Gant (1962-66).....	1341
14. Winston Garland (1985-87)#.....	1248
15. Kelby Stuckey (1985-89).....	1188
16. Scott Brakebill (1998-2002).....	1170
17. Mike Robinson (1978-80)#.....	1154
Larry Lewis (1976-80).....	1154
19. William Fontleroy (1996-2000).....	1133
20. Deven Mitchell (2003-08).....	1131
21. Darryl Reid (1989-91)#.....	1105
22. Andy Newton (1973-76).....	1079
23. Dennis Hill (1973-75)#.....	1034
24. Anthony Boggs (1980-84).....	1018
25. Max Oldham (1954-58).....	1016
Charles Marshall (1960-64).....	1016
27. Lou Shepherd (1964-68).....	1009
28. Jerry Anderson (1951-55).....	1000
29. Jerry Kirksey (1958-61).....	973
30. Tyler Chaney (2003-07).....	957
31. Dale Lamberth (2005-08).....	954
32. Nathan Bilyeu (2003-07).....	939
33. Phil Schlegel (1983-86).....	900
34. Don Anielak (1952-54)#.....	888
35. Terrance McGee (2001-03)#.....	887
36. Ed Liliensiek (1977-81).....	882
37. Will Creekmore (2008-11).....	881
38. Jimmy Murphy (1950-52)#.....	877
39. Dequon Miller (2015-17)#.....	825
40. Bill Lea (1948-52).....	823
41. Anthony Downing (2011-13)#.....	822
42. Adam Leonard (2009-11)#.....	819
43. Coleco Buie (1995-97)#.....	817
44. Forrest Hamilton (1951-53)#.....	813
Marcus Marshall (2012-15).....	813
46. Tamar Maclin (2001-05).....	809
47. Jamar Gulley (2011-14)#.....	806
48. Milt McDonald (1974-78).....	805
49. Randy Magers (1970-74).....	791
Jermaine Mallett (2009-11)#.....	791
51. Russ Robinson (1955-59).....	787
52. Jay Kinser (1957-60).....	784
53. Monwell Randle (2000-04).....	782
54. Kellen Easley (2002-06).....	782
55. Eric Thompson (1969-73).....	781
56. Mike Wallace (2000-02)#.....	762
57. William Doolittle (1970-74).....	757
58. Greg Bell (1985-87)#.....	752
59. Joe Ward (1980-83).....	751
60. Art Helms (1952-54)#.....	750
61. Allen Phillips (1998-2000)#.....	744
62. Harry Policape (1976-80).....	739
63. Don Carlson (1963-67).....	736
Arnold Bernard (1989-91)#.....	736
65. Jack Israel (1957-59)#.....	732
66. Stan Worthy (1986-88)#.....	722
67. Caleb Patterson (2009-12).....	721
68. Lee Campbell (1988-90)#.....	719
69. Christian Kirk (2011-15).....	718
70. Bobby Howard (1981-83).....	716
Chris Kendrix (2014-17).....	716
72. Austin Ruder (2013-17).....	707
73. Randy Stange (1983-85)#.....	706
74. Mert Bancroft (1965-69).....	697
75. Zack Townsend (1971-72).....	691
76. Spencer Laurie (2006-09).....	686
77. Jackie Crawford (1991-93).....	681
78. Bill Thomas (1950-53).....	678
79. Ryan Bettenhausen (1995-99).....	677
80. Phil Shannahan (1963-67).....	676
81. Dorrian Williams (2012-16).....	663
82. Merrill Andrews (2002-04).....	654
83. Camyn Boone (2014-16)#.....	647
84. Scott Hawk (1974-78).....	643
85. Carl Wilks (1958-62).....	637
86. Max Gee (1966-69).....	635
87. Chris Ward (1984-86).....	628
88. Chuck Peterson (1953-55).....	617
Clay Holt (1986-88).....	617
90. Robert Yanders (2000-02).....	616
91. Jim Gummersbach (1965-67).....	615
92. Drew Richards (2004-08).....	611
# - Two-year player	

Scoring Average

1. Mike Robinson (1978-80).....	22.2
2. Winston Garland (1985-87).....	18.9

3. Jimmy Murphy (1950-52).....	18.5
Dennis Hill (1973-75).....	18.5
5. Daryl Garrison (1971-75).....	18.5
6. Curtis Perry (1966-70).....	17.5
Darryl Reid (1989-91).....	17.5
8. Don Anielak (1952-54).....	17.4
9. Danny Bolden (1963-67).....	17.4
10. Danny Moore (1996-99).....	17.3

Games Played

1. Kyle Weems (2008-12).....	134
2. Kevin Ault (1996-2000).....	132
Nathan Scheer (2009-14).....	132
4. William Fontleroy (1996-2000).....	130
5. Blake Ahearn (2003-07).....	129
6. Deven Mitchell (2003-08).....	128
7. Ryan Bettenhausen (1995-99).....	126
8. Christian Kirk (2011-15).....	125
9. Nathan Bilyeu (2003-07).....	124
10. Tamar Maclin (2001-05).....	122

Winning Games Played

1. Kelby Stuckey (1985-89).....	87
2. Kevin Ault (1996-2000).....	85
3. William Fontleroy (1996-2000).....	84
4. Gene Ruble (1946-50).....	83
Jerry Anderson (1951-55).....	83
6. Blake Ahearn (2003-07).....	82
7. Basil Robinson (1982-87).....	80
8. Curtis Perry (1966-70).....	79
Nathan Bilyeu (2003-07).....	79
10. Ryan Bettenhausen (1995-99).....	78

Minutes Played

1. Johnny Murdock (1991-95).....	3995
2. Kyle Weems (2008-12).....	3981
3. Kevin Ault (1996-2000).....	3802
4. William Fontleroy (1996-2000).....	3621
5. Blake Ahearn (2003-07).....	3416
6. Ben Kandlbinder (1994-98).....	3407
7. Anthony Boggs (1980-84).....	3123
8. Dorrian Williams (2012-16).....	3101
9. Clint Thomas (1991-95).....	3020
10. Larry Lewis (1976-78).....	3000

Minutes Per Game

1. Mike Robinson (1978-80).....	36.5
2. Darryl Reid (1989-91).....	36.5
3. Dennis Hill (1973-75).....	35.6
4. Keith Jackson (1987-89).....	35.5
5. Dequon Miller (2015-17).....	35.1
6. Johnny Murdock (1991-95).....	34.4
7. Winston Garland (1985-87).....	33.8
8. Robert Yanders (2000-02).....	33.4
9. Doug Lewis (1987-89).....	33.2
10. Arnold Bernard (1989-91).....	33.2
Adam Leonard (2009-11).....	33.2

20-Point Games

1. Daryl Garrison (1971-75).....	46
2. Curtis Perry (1966-70).....	44
3. Johnny Murdock (1991-95).....	41
4. Danny Bolden (1963-67).....	35
5. Jimmie Dull (1974-78).....	34
Chuck Williams (1967-71).....	34
7. Jim Gant (1962-66).....	33
8. Mike Robinson (1978-80).....	32
9. Winston Garland (1985-87).....	31
Danny Moore (1996-99).....	31

Double-Figure Scoring Games

1. Kyle Weems (2008-12).....	110
2. Daryl Garrison (1971-75).....	97
3. Johnny Murdock (1991-95).....	90
Danny Moore (1996-99).....	90
5. Danny Bolden (1963-67).....	87
6. Curtis Perry (1966-70).....	86
Chuck Williams (1967-71).....	86
8. Kevin Ault (1996-2000).....	81
Blake Ahearn (2003-07).....	81
10. Gene Ruble (1946-50).....	80

Rebounds

1. Curtis Perry (1966-70).....	1424
2. Danny Bolden (1963-67).....	1133
3. William Doolittle (1970-74).....	1042
4. Don Carlson (1963-67).....	844
Kyle Weems (2008-12).....	844
6. Lou Shepherd (1964-68).....	701
7. Tamar Maclin (2001-05).....	697
8. Clint Thomas (1991-95).....	666
9. Carl Wilks (1958-62).....	662
10. Kelby Stuckey (1985-89).....	661

Rebounding Average

1. Curtis Perry (1966-70).....	13.6
2. Mike Robinson (1978-80).....	12.5
3. Danny Bolden (1963-67).....	11.4
4. Charlie Taylor (1957-59).....	10.9
5. Don Carlson (1963-67).....	10.7
6. William Doolittle (1970-74).....	9.9
7. Dennis Hill (1973-75).....	9.0
8. Lee Campbell (1988-90).....	8.9
9. Carl Wilks (1958-62).....	8.7

10. Lou Shepherd (1964-68).....	8.6
---------------------------------	-----

Field Goals

1. Daryl Garrison (1971-75).....	830
2. Curtis Perry (1966-70).....	766
3. Chuck Williams (1967-71).....	704
4. Kyle Weems (2008-12).....	681
5. Danny Bolden (1963-67).....	652
6. Jimmie Dull (1974-78).....	641
7. Johnny Murdock (1991-95).....	623
8. Danny Moore (1996-99).....	574
9. Gene Ruble (1946-50).....	532
Jim Gant (1962-66).....	532

Field Goal Attempts

1. Daryl Garrison (1971-75).....	1755
2. Curtis Perry (1966-70).....	1667
3. Chuck Williams (1967-71).....	1581
4. Kyle Weems (2008-12).....	1550
5. Johnny Murdock (1991-94).....	1522
6. Danny Bolden (1963-67).....	1461
7. Jimmie Dull (1974-78).....	1375
8. Jim Gant (1962-66).....	1305
9. Blake Ahearn (2003-07).....	1142
10. Kevin Ault (1996-2000).....	1123

Field Goal Percentage (min. 50g & 2.0 FG/game)

1. Lee Campbell (1988-90).....	680
2. Kelby Stuckey (1985-89).....	610
3. David Brewer (1986-91).....	601
4. Stan Worthy (1986-88).....	599
5. Eric Gray (1982-84).....	595
6. Randy Stange (1983-85).....	564
7. Greg Bell (1985-87).....	557
8. Mike Wallace (2000-02).....	5564
9. Ron Bruton (1998-2000).....	5555
10. John Paul Nelson (1996-98).....	550

Three-Point Field Goals

1. Blake Ahearn (2003-07).....	276
2. Johnny Murdock (1991-95).....	266
3. Kevin Ault (1996-2000).....	254
4. Kyle Weems (2008-12).....	240
5. Adam Leonard (2009-11).....	189
6. Austin Ruder (2013-17).....	173
7. Spencer Laurie (2006-09).....	148
8. Ben Kandlbinder (1994-98).....	142
9. Tyler Chaney (2003-07).....	114
Allen Phillips (1998-2000).....	112
Dale Lamberth (2005-08).....	112
Dequon Miller (2015-17).....	112

Three-Point Field Goal Attempts

1. Johnny Murdock (1991-95).....	720
2. Blake Ahearn (2003-07).....	676
3. Kevin Ault (1996-2000).....	665
4. Kyle Weems (2008-12).....	841
5. Adam Leonard (2009-11).....	495
6. Austin Ruder (2013-17).....	476
7. Ben Kandlbinder (1994-98).....	404
Spencer Laurie (2006-09).....	404
9. Dequon Miller (2015-17).....	335
10. Tyler Chaney (2003-07).....	326

Three-Point Field Goal Pct. (min. 0.75 3pt./game)

1. Winston Garland (1986-87).....	504
2. Jason Gilbert (2001-03).....	446
3. Josh Hotz (1995-97).....	429
4. Daniel Novak (2000-02).....	420
5. Deke Thompson (2004-06).....	414
6. Coleco Buie (1995-97).....	409
7. Blake Ahearn (2003-07).....	408
8. Dale Lamberth (2005-08).....	406
9. Robert Yanders (2000-02).....	395
10. Allen Phillips (1998-00).....	386

Personal Fouls

1. Kyle Weems (2008-12).....	382
2. Clint Thomas (1991-95).....	338
3. Tamar Maclin (2001-05).....	327
4. Drew Richards (2005-08).....	325
5. William Fontleroy (1996-00).....	323
6. Deven Mitchell (2003-08).....	315
7. Jerry Anderson (1951-55).....	302
8. Anthony Boggs (1980-84).....	300
9. Ben Kandlbinder (1994-98).....	298
10. Jimmie Dull (1974-78).....	295

PF Disqualifications

1. Jimmie Dull (1974-78).....	19
2. Jerry Kirksey (1958-61).....	15
Kyle Weems (2008-12).....	15
4. Kelby Stuckey (1985-89).....	14
5. Scott Hawk (1974-78).....	13
Scott Brakebill (1998-2002).....	13
7. Ed Liliensiek (1977-81).....	12
Christian Kirk (2011-15).....	12
9. Five players with	11

Free Throws

1. Danny Moore (1996-99).....	538
2. Blake Ahearn (2003-07).....	435
3. Danny Bolden (1963-67).....	414
4. Kelby Stuckey (1985-89).....	378

5. Nathan Bilyeu (2003-07).....	351
6. Gene Ruble (1946-50).....	342
7. Deven Mitchell (2003-08).....	335
8. Johnny Murdock (1991-95).....	322
9. Jerry Anderson (1951-55).....	320
10. Jerry Kirksey (1958-61).....	319

Free Throw Attempts

1. Danny Moore (1996-99).....	685
2. Danny Bolden (1963-67).....	597
3. Kelby Stuckey (85-89).....	550
4. William Fontleroy (1996-2000).....	490
5. Curtis Perry (1966-70).....	488
6. Jerry Anderson (1951-55).....	487
7. Nathan Bilyeu (2003-07).....	485
8. Blake Ahearn (2003-07).....	460
9. Johnny Murdock (1991-95).....	445
10. Darryl Reid (1989-91).....	422

Free Throw Percentage (min. 50g & 1.5 FT/game)

1. Blake Ahearn (2003-06).....	947
2. Randy Stange (1983-85).....	855
3. Kevin Ault (1996-2000).....	843
4. Mark Lance (1980-82).....	8390
5. Kellen Easley (2002-06).....	8387
6. Robert Yanders (2000-02).....	835
7. Clay Holt (1986-88).....	831
8. Jermaine Mallett (2009-11).....	828
9. Jerry Stockard (1958-61).....	825
10. Marcus Marshall (2012-15).....	822

Assists


1. Randy Towle (1974-79).....	507
2. William Fontleroy (1996-2000).....	471
3. Arnold Bernard (1989-91).....	456
4. Andy Newton (1973-76).....	444
5. Brian Smith (1981-85).....	435
6. Basil Robinson (1982-87).....	391
7. Anthony Boggs (1980-84).....	377
8. Daryl Garrison (1971-75).....	374
9. Dorrian Williams (2012-16).....	373
10. Johnny Murdock (1991-95).....	367

Assists Per Game

1. Arnold Bernard (1989-91).....	7.2
2. Randy Towle (1974-79).....	6.4
3. Andy Newton (1973-76).....	5.4
4. Doug Lewis (1987-89).....	5.0
5. Brian Smith (1981-85).....	4.5
6. Winston Garland (1985-87).....	4.4
7. Randy Magers (1970-74).....	4.1
8. Mark Lance (1980-82).....	4.0
9. Jackie Crawford (1991-93).....	3.9
10. Terrance McGee (2001-03).....	3.7

Assist-to-Turnover Ratio

1. Randy Towle (1974-79).....	3.73
2. Brian Smith (1981-85).....	3.00
3. Michael Bizoukas (2011-12).....	2.95
4. Wes Dunn (1978-80).....	2.51
5. Basil Robinson (1982-87).....	2.40
6. Dougl Lewis (1987-89).....	2.38
7. Justin Fuehrmeyer (2005-08).....	2.23
8. Anthony Boggs (1980-84).....	1.914
9. Lyndall Magers (1975-77).....	1.910
10. Arnold Bernard (1989-91).....	1.87



24 - Alize Johnson

6-9 ♦ 212 ♦ Senior ♦ Forward ♦ Communication Studies

Williamsport, Pennsylvania ♦ St. John Neumann High ♦ Frank Phillips (Texas) College



Career Highs

Points

30, vs. Indiana State, 12/31/16

Rebounds

21, at Drake, 2/18/17

Field Goals

10, vs. Indiana State, 12/31/16

Field Goal Attempts

21, vs. North Dakota State, 11/17/17

Three-Pointers

4, at Indiana State, 1/18/17

4, at Southern Illinois, 1/28/17

Three-Point Attempts

8, at Indiana State, 1/18/17

8, vs. Wichita State, 3/4/17

Free Throws

11, at Drake, 2/18/17

Free Throw Attempts

15, vs. Indiana State, 12/31/16

Assists

7, vs. Wichita State, 3/4/17

Blocked Shots

1, done 7 times

Steals

3, vs. North Dakota State, 11/27/16

Minutes

41, vs. Loyola, 1/31/17

Career Misc.

Leading MSU in Scoring	20
Leading MSU in Rebounding	30
Leading MSU in Assists	9
Double-Figure Points	30
Double-Figure Rebounds	24
Double-Doubles	20
Dunks	5
20-Point Games	10
30-Point Games	1
20-Rebound Games	3
Charges Drawn	13

2017-18

Led Bears in scoring (14), rebounds (8) and assists (4) in win over FAU (11/22/17) in Estero, Florida ... Scored game-winning layup with 12 seconds to go to lift Bears over Manhattan (11/21/17) and posted game-high 17 points ... Collected his third straight double-double with 17 points, 14 rebounds and team-high 4 assists vs. Georgia Southern (11/20/17) in the Gulf Coast Showcase opener with a 7-for-8 day at the line ... Posted just the second 20-20 game in the NCAA this season with a 23-point, 20-rebound effort against North Dakota State (11/17/17) ... Logged first double-double of the year in home win over Southern University (11/15/17) with 14 rebounds and 10 points with game-high 5 assists ... Had 13 points and 8 rebounds in season opener at Western Kentucky (11/10/17) ... 2017 Preseason Valley Player of the Year ... Also named to Karl Malone Award Watch List, Naismith Award Watch List, and Lou Henson Award Watch List in preseason ... Declared for 2017 NBA Draft to go through pre-draft workouts and ultimately earned workout with Boston Celtics ... Also played in Adidas Nations event in Houston in August, earning Most Valuable Player and All-Tournament honors as one of 36 college counselors at the premier evaluation camp ... Projected as a second-round selection in 2018 NBA Draft by NBADraft.net and ESPN ... 2017 MVC Newcomer of the Year and All-MVC first-team pick ... Earned MVC Player of the Week honors twice and MVC Newcomer of the Week laurels six times in addition to earning MVC All-Tournament Team honors ... Ranked 11th nationally in rebounds per game (10.6) and 13th in total caroms (351) ... Was also ranked 15th nationally in double-doubles (17), 17th in offensive rebounds per game (3.3) and 24th in defensive rebounds per game (7.3).

2017-18 Game by Game

Date	Opponent	GS	Min	FG-A	Pct	3FG-A	Pct	FT-A	Pct	OR-DR	Reb	Avg	PF-D	A	TO	BS	ST	Pts
11/10	at Western Ky.	*	14	4-8	.500	1-3	.333	4-7	.571	1-7	8	8.0	4-0	2	1	0	0	13
11/15	Southern U.	*	22	3-8	.375	0-3	.000	4-6	.667	5-9	14	11.0	3-0	5	0	0	0	10
11/17	North Dakota St.	*	26	8-21	.381	0-2	.000	7-10	.700	7-13	20	14.0	4-0	0	0	0	1	23
11/20	vs. Ga Southern #	*	35	5-12	.417	0-5	.000	7-8	.875	5-9	14	14.0	0-0	4	3	1	0	17
11/21	vs. Manhattan#	*	32	5-10	.500	0-2	.000	7-7	1.000	2-3	5	12.2	4-0	1	4	0	0	17
11/22	vs. FAU#	*	32	6-14	.429	0-3	.000	2-3	.667	3-5	8	11.5	2-0	4	4	0	1	14
11/24	Evangel	*	19	4-8	.500	1-3	.333	0-0	.000	1-5	6	10.7	1-0	3	0	0	1	9
11/28	Colorado State																	
12/2	vs. South Dakota St.																	
12/4	at North Dakota St.																	
12/8	Hampton																	
12/10	at Oral Roberts																	
12/19	Wright State																	
12/22	Loyola Chicago*																	
12/31	at Valparaiso*																	
1/4	Northern Iowa*																	
1/7	at Illinois State*																	
1/10	at Evansville*																	
1/14	Indiana State*																	
1/17	Valparaiso*																	
1/20	at Drake*																	
1/23	at Bradley*																	
1/27	Southern Illinois*																	
1/30	Illinois State*																	
2/3	at Loyola Chicago*																	
2/6	at Indiana State*																	
2/10	Evansville*																	
2/14	at Southern Ill.*																	
2/18	Drake*																	
2/21	Bradley*																	
2/24	at Northern Iowa*																	
3/2	MVC Tournament \$																	

Alize Johnson Career Statistics

Year	G-GS	Min	FG-A	Pct	3FG-A	Pct	FT-A	Pct	OR-DR	Reb	Avg	PF-D	A	TO	BS	ST	Pts	Avg
2016-17	33-33	997	169-346	.488	40-103	.388	109-161	.677	110-241	351	10.6	83-1	63	76	6	20	487	14.8
2017-18	7-7	180	35-81	.432	2-21	.095	31-41	.756	24-51	75	10.7	18-0	19	12	1	3	103	14.7
Total	40-40	1177	204-427	.478	42-124	.339	140-202	.693	134-292	426	10.7	101-1	82	88	7	23	590	14.8

Alize Johnson Career MVC-Only Statistics

Year	G-GS	Min	FG-A	Pct	3FG-A	Pct	FT-A	Pct	OR-DR	Reb	Avg	PF-D	A	TO	BS	ST	Pts	Avg
2016-17	18-18	587	91-204	.446	23-61	.377	75-107	.701	61-146	207	11.5	48-0	31	43	4	8	280	15.6
2017-18																		
Total	18-18	587	91-204	.446	23-61	.377	75-107	.701	61-146	207	11.5	48-0	31	43	4	8	280	15.6



15 - Jarrid Rhodes



6-6 ♦ 185 ♦ Senior ♦ Forward ♦ Sport & Park Administration
Palmetto, Florida ♦ Palmetto High ♦ Northern Oklahoma Tonkawa College

2017-18

Shared team-high scoring honors in Gulf Coast Showcase finale against Florida Atlantic (11/22/17) with 5 rebounds, 3 assists and three 3-pointers ... Logged career-high 5 assists and team-high 7 rebounds in win over Manhattan (11/21/17) at Gulf Coast event ... Had 11 points and a dunk in opener of Gulf Coast Showcase (11/20/17) vs. Georgia Southern ... Logged 13 points in home opener against Southern (11/15/17) on 5-of-10 shooting with 3 treys ... Had game-high and career-high 4 assists in season opener at Western Kentucky (11/10/17) with 7 points ... Made 72.7 percent of his free throws and 38.9 percent of his threes his junior season with 27 starts last season ... His 3-point shooting percentage was second on the club ...

Career Highs

Points

19, at Illinois State, 1/4/17

Rebounds

11, vs. Chicago State, 12/19/16

Field Goals

7, at Illinois State, 1/4/17

Field Goal Attempts

16, at Illinois State, 1/4/17

Three-Pointers

5, at Illinois State, 1/4/17

Three-Point Attempts

9, at Illinois State, 1/4/17

Free Throws

4, at Indiana State, 1/18/17

4, at Drake, 2/18/17

Free Throw Attempts

4, three times, last at Drake, 2/18/17

Assists

5, vs. Manhattan, 11/21/17

Blocked Shots

2, at Loyola, 1/15/17

Steals

2, vs. DePaul, 12/23/16

Minutes

38, vs. Drake, 1/24/17

Career Misc.

Leading MSU in Scoring 3

Leading MSU in Rebounding 3

Leading MSU in Assists 3

Double-Figure Points 12

Double-Figure Rebounds 1

Double-Figure Assists 0

Double-Doubles 0

Dunks 3

20-Point Games 0

Charges Drawn 0

2017-18 Game by Game

Date	Opponent	GS	Min	FG-A	Pct	3FG-A	Pct	FT-A	Pct	OR-DR	Reb	Ave	PF-D	A	TO	BS	ST	Pts
11/10	at Western Ky.	*	36	2-5	.400	1-2	.500	2-2	1.000	1-3	4	4.0	4-0	4	3	0	0	7
11/15	Southern U.	*	25	5-10	.500	3-5	.600	0-0	.000	1-2	3	3.5	1-0	1	1	0	0	13
11/17	North Dakota St.	*	33	1-11	.091	0-5	.000	0-0	.000	1-6	7	4.7	2-0	0	1	0	2	2
11/20	vs. Ga Southern #	*	27	5-11	.455	1-11	.091	0-0	.000	2-3	5	4.8	1-0	1	3	0	0	11
11/21	vs. Manhattan#	*	22	0-3	.000	0-2	.000	0-0	.000	2-5	7	5.2	1-0	5	0	0	1	0
11/22	vs. FAU#	*	27	5-9	.556	3-5	.600	1-1	1.000	1-4	5	5.2	2-0	3	0	0	0	14
11/24	Evangel	*	23	2-6	.333	0-3	.000	0-0	.000	1-2	3	4.9	2-0	1	1	1	1	4
11/28	Colorado State																	
12/2	vs. South Dakota St.																	
12/4	at North Dakota St.																	
12/8	Hampton																	
12/10	at Oral Roberts																	
12/19	Wright State																	
12/22	Loyola Chicago*																	
12/31	at Valparaiso*																	
1/4	Northern Iowa*																	
1/7	at Illinois State*																	
1/10	at Evansville*																	
1/14	Indiana State*																	
1/17	Valparaiso*																	
1/20	at Drake*																	
1/23	at Bradley*																	
1/27	Southern Illinois*																	
1/30	Illinois State*																	
2/3	at Loyola Chicago*																	
2/6	at Indiana State*																	
2/10	Evansville*																	
2/14	at Southern Ill.*																	
2/18	Drake*																	
2/21	Bradley*																	
2/24	at Northern Iowa*																	
3/2	MVC Tournament \$																	

Jarrid Rhodes Career Statistics

Year	G-GS	Min	FG-A	Pct	3FG-A	Pct	FT-A	Pct	OR-DR	Reb	Avg	PF-D	A	TO	BS	ST	Pts	Avg
2016-17	33-27	731	85-201	.423	37-95	.389	24-33	.727	28-86	114	3.5	59-2	21	42	8	9	231	7.0
2017-18	7-7	193	20-55	.364	8-26	.308	3-3	1.000	9-25	34	4.9	13-0	15	9	1	4	51	7.3
Total	40-34	924	105-256	.410	45-121	.372	27-36	.750	37-111	148	3.7	72-2	36	51	9	13	282	7.1

Jarrid Rhodes Career MVC-Only Statistics

Year	G-GS	Min	FG-A	Pct	3FG-A	Pct	FT-A	Pct	OR-DR	Reb	Avg	PF-D	A	TO	BS	ST	Pts	Avg
2016-17	18-18	481	56-133	.421	25-61	.410	18-19	.947	15-49	64	3.6	36-1	8	29	5	4	155	8.6
2017-18																		
Total	18-18	481	56-133	.421	25-61	.410	18-19	.947	15-49	64	3.6	36-1	8	29	5	4	155	8.6



14 - Ronnie Rousseau III



5-10 ♦ 163 ♦ Senior ♦ Guard ♦ Communication Studies
Cincinnati, Ohio ♦ Winton Woods High ♦ State Fair (Mo.) Community College

Career Highs

Points

21, vs. Valparaiso, 12/10/16

Rebounds

4, vs. Alabama A&M, 11/11/16

4, vs. North Dakota State, 11/27/16

4, at UNI, 12/28/16

Field Goals

8, vs. Fontbonne, 11/17/16

8, vs. Valparaiso, 12/10/16

Field Goal Attempts

16, at Air Force, 12/3/16

Three-Pointers

3, vs. Valparaiso, 12/10/16

Three-Point Attempts

7, at Air Force, 12/3/16

Free Throws

6, vs. SE Missouri, 12/17/16

Free Throw Attempts

7, vs. SE Missouri, 12/17/16

Assists

7, vs. Jacksonville State, 11/13/16

Steals

3, vs. Valparaiso, 12/10/16

Minutes

36, vs. Valpo, 12/10/16

36, North Dakota State, 11/17/17

Career Misc.

Leading MSU in Scoring	2
Leading MSU in Rebounding	0
Leading MSU in Assists	6
Double-Figure Points	9
Double-Figure Rebounds	0
Double-Figure Assists	0
Double-Doubles	0
Dunks	0
20-Point Games	1
Charges Drawn	2

2017-18

Missed the Evangel game (11/24/17) with ankle injury ... Tallied 7 points in win over FAU (11/22/17) in finale of Gulf Coast Showcase ... Was 4-for-4 at the line with 8 points in win over Manhattan (11/21/17) at Gulf Coast Showcase ... Was 2-for-2 from 3-point range against Georgia Southern (11/20/17) in first round of Gulf Coast Showcase ... Had the team's only assist and sparked a 4-0 run in crunch time vs. North Dakota State (11/17/17) in career-high 36 minutes ... Had 8 points and 4 assists in win over Southern University (11/15/17) ... Knocked down a pair of 3-pointers and finished with 12 points in road win at Western Kentucky (11/10/17) ... Left team for personal reasons in January and missed MSU's last 18 contests, starting with the Illinois State game (1/4/17) ... Bears had an 11-4 record when he departed ...

2017-18 Game by Game

Date	Opponent	GS	Min	FG-A	Pct	3FG-A	Pct	FT-A	Pct	OR-DR	Reb	Ave	PF-D	A	TO	BS	ST	Pts
11/10	at Western Ky.	*	28	5-8	.625	2-3	.667	0-0	.000	1-0	1	1.0	3-0	1	2	0	0	12
11/15	Southern U.	*	23	3-5	.600	1-1	1.000	1-2	.500	0-2	2	1.5	2-0	4	0	0	2	8
11/17	North Dakota St.	*	36	2-7	.286	0-4	.000	1-2	.500	0-0	0	1.0	2-0	1	2	0	0	5
11/20	vs. Ga Southern #	*	16	2-3	.667	2-2	1.000	1-2	.500	0-2	2	1.2	4-0	0	2	0	0	7
11/21	vs. Manhattan#	*	31	2-6	.333	0-2	.000	4-4	1.000	1-2	3	1.6	1-0	2	2	0	1	8
11/22	vs. FAU#	*	25	3-7	.429	1-1	1.000	0-0	.000	0-1	1	1.5	4-0	0	2	0	1	7
11/24	Evangel	Did Not Play - Injury																
11/28	Colorado State																	
12/2	vs. South Dakota St.																	
12/4	at North Dakota St.																	
12/8	Hampton																	
12/10	at Oral Roberts																	
12/19	Wright State																	
12/22	Loyola Chicago*																	
12/31	at Valparaiso*																	
1/4	Northern Iowa*																	
1/7	at Illinois State*																	
1/10	at Evansville*																	
1/14	Indiana State*																	
1/17	Valparaiso*																	
1/20	at Drake*																	
1/23	at Bradley*																	
1/27	Southern Illinois*																	
1/30	Illinois State*																	
2/3	at Loyola Chicago*																	
2/6	at Indiana State*																	
2/10	Evansville*																	
2/14	at Southern Ill.*																	
2/18	Drake*																	
2/21	Bradley*																	
2/24	at Northern Iowa*																	
3/2	MVC Tournament \$																	

Ronnie Rousseau III Career Statistics

Year	G-GS	Min	FG-A	Pct	3FG-A	Pct	FT-A	Pct	OR-DR	Reb	Avg	PF-D	A	TO	BS	ST	Pts	Avg
2016-17	14-14	379	58-120	.483	14-36	.389	33-41	.805	4-26	30	2.1	20-0	40	22	0	11	163	11.6
2017-18	6-6	159	17-36	.472	6-13	.462	7-10	.700	2-7	9	1.5	16-0	8	10	0	4	47	7.8
Total	20-20	538	75-156	.481	20-49	.408	40-51	.784	6-33	39	2.0	36-0	48	32	0	15	210	10.5

Ronnie Rousseau III Career MVC-Only Statistics

Year	G-GS	Min	FG-A	Pct	3FG-A	Pct	FT-A	Pct	OR-DR	Reb	Avg	PF-D	A	TO	BS	ST	Pts	Avg
2016-17	2-2	51	3-13	.231	1-1	1.000	2-2	1.000	0-5	5	2.5	2-0	7	5	0	0	9	4.5
2016-17																		
Total	2-2	51	3-13	.231	1-1	1.000	2-2	1.000	0-5	5	2.5	2-0	7	5	0	0	9	4.5



43 - Tanveer Bhullar



7-2 ♦ 278 ♦ Senior ♦ Center ♦ Sports Management (M.S.)

Etokicoke, Canada ♦ Fr. Henry Carr Secondary ♦ New Mexico State University

Career Highs

Points

15, vs. at Utah Valley, 1/7/16

Rebounds

11, vs. Cal State Bakersfield, 3/12/16

Field Goals

6, at Utah Valley, 1/7/16

6, Northern N.M., 2/6/16

Field Goal Attempts

9, vs. Tennessee Tech, 11/18/15

9, at Utah Valley, 1/7/16

9, Northern N.M., 2/8/16

Three-Point Attempts

1, vs. New Mexico, 11/15/15

Free Throws

5, vs. New Mexico, 11/15/15

Free Throw Attempts

6, done 5x, last vs. CSUB, 3/12/16

Assists

2, done 8x, last vs. UMKC, 1/21/17

Steals

2, vs. Seattle, 2/20/16

Minutes

25, at New Mexico, 11/18/16

Career Misc.

Leading MSU in Scoring	0
Leading MSU in Rebounding	0
Leading MSU in Assists	0
Double-Figure Points	6
Double-Figure Rebounds	3
Double-Figure Assists	0
Double-Doubles	2
Triple-Doubles	0
20-Point Games	0
Dunks at MSU	0

2017-18

Had 5 rebounds and 2 assists vs. Evangel (11/24/17) in 17-minute stint ... Saw 12 minutes vs. FAU (11/22/17) in Gulf Coast Showcase finale with 2 points and 3 rebounds in win ... Was 2-for-2 at the line in win over Manhattan (11/21/17) at Gulf Coast Showcase ... Had 9 points and 7 rebounds in home win over Southern University (11/15/17) on 4-of-8 shooting ... Went 3-for-5 from the field for 6 points in season opener at Western Kentucky (11/10/17) ... Fifth-year transfer from New Mexico State who saw action in 22 games as a junior last season ... Converted 52.2 percent of his field goal attempts in 2016-17 and Went 2-of-3 from the floor in NCAA Tournament game against No. 2-seed Baylor (3/17/17) in his second NCAA appearance in three seasons.

2017-18 Game by Game

Date	Opponent	GS	Min	FG-A	Pct	3FG-A	Pct	FT-A	Pct	OR-DR	Reb	Ave	PF-D	A	TO	BS	ST	Pts
11/10	at Western Ky.	12	3-5	.600	0-0	.000	0-2	.000	2-2	4	4.0	4-0	0	3	0	1	6	
11/15	Southern U.	14	4-8	.500	0-0	.000	1-2	.500	3-4	7	5.5	3-0	1	2	1	0	9	
11/17	North Dakota St.	3	0-1	.000	0-1	.000	0-0	.000	0-0	0	3.7	1-0	0	1	0	0	0	
11/20	vs. Ga Southern #	Did Not Play -- Coach's Decision																
11/21	vs. Manhattan#	7	0-1	.000	0-0	.000	2-2	1.000	0-0	0	2.8	2-0	0	1	0	0	2	
11/22	vs. FAU#	12	1-5	.200	0-0	.000	0-0	.000	2-1	3	2.8	0-0	0	0	0	0	2	
11/24	Evangel	17	2-7	.286	0-0	.000	0-2	.000	1-4	5	3.2	1-0	2	4	1	0	4	
11/28	Colorado State																	
12/2	vs. South Dakota St.																	
12/4	at North Dakota St.																	
12/8	Hampton																	
12/10	at Oral Roberts																	
12/19	Wright State																	
12/22	Loyola Chicago*																	
12/31	at Valparaiso*																	
1/4	Northern Iowa*																	
1/7	at Illinois State*																	
1/10	at Evansville*																	
1/14	Indiana State*																	
1/17	Valparaiso*																	
1/20	at Drake*																	
1/23	at Bradley*																	
1/27	Southern Illinois*																	
1/30	Illinois State*																	
2/3	at Loyola Chicago*																	
2/6	at Indiana State*																	
2/10	Evansville*																	
2/14	at Southern Ill.*																	
2/18	Drake*																	
2/21	Bradley*																	
2/24	at Northern Iowa*																	
3/2	MVC Touranment \$																	

Tanveer Bhullar Career Statistics

Year	G-GS	Min	FG-A	Pct	3FG-A	Pct	FT-A	Pct	OR-DR	Reb	Avg	PF-D	A	TO	BS	ST	Pts	Avg
2014-15*	10-0	43	4-11	.364	0-0	.000	1-2	.500	1-2	3	0.3	7-0	2	3	2	1	9	0.9
2015-16*	34-6	617	72-123	.585	0-1	.000	48-85	.565	72-107	179	5.3	59-0	22	33	14	6	192	5.6
2016-17*	22-0	155	24-46	.522	0-0	.000	11-24	.458	20-30	50	2.3	25-0	5	12	10	0	59	2.7
2017-18	6-0	65	10-27	.370	0-1	.000	3-8	.375	8-11	19	3.2	11-0	3	11	2	1	23	3.8
Total	72-6	880	110-207	.531	0-2	.000	63-119	.529	101-150	251	3.5	102-0	32	59	28	8	283	3.9
* at NMSU	66-6	815	100-180	.556	0-1	.000	60-111	.541	93-139	232	3.5	91-0	29	48	26	7	260	3.9

Tanveer Bhullar Career MVC-Only Statistics

Year	G-GS	Min	FG-A	Pct	3FG-A	Pct	FT-A	Pct	OR-DR	Reb	Avg	PF-D	A	TO	BS	ST	Pts	Avg
2017-18																		
Total	18-18	587	91-204	.446	23-61	.377	75-107	.701	61-146	207	11.5	48-0	31	43	4	8	280	15.6



23 - J.T. Miller

6-2 ♦ 190 ♦ Senior ♦ Guard ♦ Sports Management (M.S.)
Clinton, North Carolina ♦ Mt. Zion Academy ♦ Howard University



Career Highs

Points

33, vs. Gwynedd-Mercy, 11/29/14

Rebounds

9, vs. Coppin State, 3/6/17

Field Goals

11, done 3x, last vs American, 12/3/16

Field Goal Attempts

19, at UMass, 11/14/15

19, vs. Savannah State, 1/28/17

Three-Pointers

4, vs. Delaware State, 1/12/15

Three-Point Attempts

7, done 3 times, last at

Bethune-Cookman, 2/6/17

Free Throws

9, done 3x, last vs. Coppin St, 3/6/17

Free Throw Attempts

15, vs. Gwynedd-Mercy, 11/29/14

Assists

7, vs. Morgan State, 3/9/17

Steals

6, vs. Gwynedd-Mercy, 11/29/14

6, vs. American U, 12/3/16

Minutes

41, vs. Gwynedd-Mercy, 11/29/14

Career Misc.

Leading MSU in Scoring 3

Leading MSU in Rebounding 1

Leading MSU in Assists 1

Double-Figure Points 51

Double-Doubles 0

20-Point Games 10

30-Point Games 3

Dunks at MSU 8

Charges Drawn at MSU 1

2017-18

Reached 1,000 career points with first basket of home game against Evangel (11/24/17) ... Had 10 points on 5-of-7 shooting, 6 rebounds and 3 dunks in win over Evangel ... Produced 10 points, 5 rebounds and 4 assists in win over FAU (11/22/17) in Gulf Coast Showcase finale ... Produced 12 points in first start as a Bear in win over Manhattan (11/21/17) with 4 rebounds and 2 assists ... Had a great day in Gulf Coast Showcase opener vs. Georgia Southern (11/20/17) with 17 points on 8-of-11 shooting with 6 rebounds and 3 assists ... Had team-high 16 points off the bench in home opener against Southern University (11/15/17) on perfect 5-for-5 night from the field and 4-for-4 at the line ... Led team with 14 points and 8 rebounds in season-opening road win at Western Kentucky (11/10/17) on 7-of-12 shooting with 3 dunks ... Was second on the team in scoring at 14.7 points per game, starting 24 of 25 appearances for coach Kevin Nickelberry at Howard University last season ... Scored 25 3-pointers and accumulated 49 assists, 38 steals and 84 rebounds for the Bison in 2016-17.

2017-18 Game by Game

Date	Opponent	GS	Min	FG-A	Pct	3FG-A	Pct	FT-A	Pct	OR-DR	Reb	Ave	PF-D	A	TO	BS	ST	Pts
11/10	at Western Ky.		29	7-12	.583	0-0	.000	0-1	.000	2-6	8	8.0	3-0	1	2	0	2	14
11/15	Southern U.		17	5-5	1.000	2-2	1.000	4-4	1.000	0-1	1	4.5	1-0	1	0	0	0	16
11/17	North Dakota St.		9	0-2	.000	0-1	.000	0-0	.000	0-0	0	3.0	1-0	0	0	0	0	0
11/20	vs. Ga Southern #		30	8-11	.727	0-1	.000	1-2	.500	1-5	6	3.8	1-0	3	0	0	1	17
11/21	vs. Manhattan#	*	31	5-12	.417	0-0	.000	2-3	.667	2-2	4	3.8	4-0	2	2	0	1	12
11/22	vs. FAU#	*	27	4-7	.571	0-0	.000	2-2	1.000	1-4	5	4.0	3-0	4	3	1	1	10
11/24	Evangel	*	18	5-7	.714	0-0	.000	0-0	.000	0-6	6	4.3	2-0	1	0	0	1	10
11/28	Colorado State																	
12/2	vs. South Dakota St.																	
12/4	at North Dakota St.																	
12/8	Hampton																	
12/10	at Oral Roberts																	
12/19	Wright State																	
12/22	Loyola Chicago*																	
12/31	at Valparaiso*																	
1/4	Northern Iowa*																	
1/7	at Illinois State*																	
1/10	at Evansville*																	
1/14	Indiana State*																	
1/17	Valparaiso*																	
1/20	at Drake*																	
1/23	at Bradley*																	
1/27	Southern Illinois*																	
1/30	Illinois State*																	
2/3	at Loyola Chicago*																	
2/6	at Indiana State*																	
2/10	Evansville*																	
2/14	at Southern Ill.*																	
2/18	Drake*																	
2/21	Bradley*																	
2/24	at Northern Iowa*																	
3/2	MVC Tournament \$																	

J.T. Miller Career Statistics

Year	G-GS	Min	FG-A	Pct	3FG-A	Pct	FT-A	Pct	OR-DR	Reb	Avg	PF-D	A	TO	BS	ST	Pts	Avg
2013-14*	23-14	417	50-122	.410	23-69	.333	18-29	.621	13-40	53	2.3	50-0	17	38	7	19	141	6.1
2014-15*	30-30	770	125-248	.504	19-53	.358	77-107	.720	23-59	82	2.7	68-0	27	64	7	31	346	11.5
2015-16*	5-4	138	29-58	.500	5-15	.333	12-14	.857	8-14	22	4.4	16-2	8	14	3	5	75	15.0
2016-17*	25-24	757	129-306	.422	25-97	.258	85-128	.664	26-58	84	3.4	63-2	49	73	10	38	368	14.7
2017-18	7-3	161	34-56	.607	2-4	.500	9-12	.750	6-24	30	4.3	15-0	12	7	1	6	79	11.3
Total	90-75	2243	367-790	.465	74-238	.311	201-290	.693	76-195	271	3.0	212-4	113	196	28	99	1009	11.2
* at Howard	83-72	2082	333-734	.454	72-234	.308	192-278	.691	70-171	241	2.9	197-4	101	189	27	93	930	11.2

J.T. Miller Career MVC-Only Statistics

Year	G-GS	Min	FG-A	Pct	3FG-A	Pct	FT-A	Pct	OR-DR	Reb	Avg	PF-D	A	TO	BS	ST	Pts	Avg
2017-18																		
Total	18-18	587	91-204	.446	23-61	.377	75-107	.701	61-146	207	11.5	48-0	31	43	4	8	280	15.6



5 - Obediah Church

6-7 ♦ 225 ♦ Junior ♦ Forward ♦ Criminology
Springfield, Illinois ♦ Springfield High



Career Highs

Points

16, vs. DePaul, 12/23/16

Rebounds

13, at Bradley, 1/16/16

13, vs. Illinois State, 2/15/17

Field Goals

7, vs. Utah State, 12/1/15

7, at Wichita State, 2/18/16

Field Goal Attempts

10, at Loyola, 1/9/16

Three-Point Attempts

1, done 4 times, last

vs. Alabama A&M, 11/11/16

Free Throws

9, vs. Minnesota, 11/20/15

Free Throw Attempts

14, vs. Minnesota, 11/20/15

Assists

5, vs. Southern Illinois, 1/24/16

Blocked Shots

6, vs. Fontbonne, 11/17/16

6, at Drake, 2/18/17

Steals

3, at Loyola, 1/9/16; at SIU, 2/27/16

Minutes

37, vs. Utah State, 12/1/15

Career Misc.

Leading MSU in Scoring 2

Leading MSU in Rebound. 19

Leading MSU in Assists 4

Double-Figure Points 16

Double-Figure Rebounds 6

Double-Doubles 2

Dunks 77

20-Point Games 0

Charges Drawn 2

2017-18

Had his second career double-double in win over Evangel (11/24/17) with 10 points, 10 rebounds and 5 blocks vs. Crusaders ... Blocked 3 shots and posted 6 rebounds in win over FAU (11/22/17) in Gulf Coast Showcase finale ... Posted 12 points -- all in second half -- with 6 rebounds and two dunks in win over Manhattan (11/21/17) at Gulf Coast event ... Swatted a pair of shots and recorded 3 assists vs. Georgia Southern (11/20/17) ... Had 3 blocked shots and 5 rebounds vs. North Dakota State (11/17/17) ... Produced 7 boards and his first dunk of the season in home win over Southern U (11/15/17) ... Was a perfect 5-for-5 from the field in season opener at Western Kentucky (11/10/17) with a pair of blocks ... Earned a spot on the MVC All-Defensive Team as a sophomore ... His 74 blocks led the MVC and marked the second-most on MSU season list ... Ranked 21st nationally in blocks per game (2.39) and 23rd nationally in total blocks ... Also jumped to No. 5 on MSU career blocks list (124) after just two seasons ... Averaged 5.8 rebounds with a team-best 35 dunks

2017-18 Game by Game

Date	Opponent	GS	Min	FG-A	Pct	3FG-A	Pct	FT-A	Pct	OR-DR	Reb	Ave	PF-D	A	TO	BS	ST	Pts
11/10	at Western Ky.	*	13	5-5	1.000	0-0	.000	1-2	.500	1-1	2	2.0	4-0	0	0	2	0	11
11/15	Southern U.	*	17	2-5	.400	0-0	.000	0-0	.000	5-2	7	4.5	3-0	2	0	1	0	4
11/17	North Dakota St.	*	24	2-2	1.000	0-0	.000	0-2	.000	1-4	5	4.7	1-0	0	2	3	0	4
11/20	vs. Ga Southern #	*	22	0-0	.000	0-0	.000	2-2	1.000	1-1	2	4.0	3-0	3	1	2	0	2
11/21	vs. Manhattan#	*	24	5-6	.833	0-0	.000	2-4	.500	4-2	6	4.4	3-0	1	1	2	0	12
11/22	vs. FAU#	*	26	2-4	.500	0-0	.000	0-2	.000	4-2	6	4.7	2-0	1	2	3	1	4
11/24	Evangel	*	16	3-4	.750	0-0	.000	4-7	.571	3-7	10	5.4	0-0	1	1	5	0	10
11/28	Colorado State																	
12/2	vs. South Dakota St.																	
12/4	at North Dakota St.																	
12/8	Hampton																	
12/10	at Oral Roberts																	
12/19	Wright State																	
12/22	Loyola Chicago*																	
12/31	at Valparaiso*																	
1/4	Northern Iowa*																	
1/7	at Illinois State*																	
1/10	at Evansville*																	
1/14	Indiana State*																	
1/17	Valparaiso*																	
1/20	at Drake*																	
1/23	at Bradley*																	
1/27	Southern Illinois*																	
1/30	Illinois State*																	
2/3	at Loyola Chicago*																	
2/6	at Indiana State*																	
2/10	Evansville*																	
2/14	at Southern Ill.*																	
2/18	Drake*																	
2/21	Bradley*																	
2/24	at Northern Iowa*																	
3/2	MVC Tournament \$																	

Obediah Church Career Statistics

Year	G-GS	Min	FG-A	Pct	3FG-A	Pct	FT-A	Pct	OR-DR	Reb	Avg	PF-D	A	TO	BS	ST	Pts	Avg
2015-16	32-32	861	86-144	.597	0-3	.000	31-76	.408	62-133	195	6.1	63-0	47	49	50	22	203	6.3
2016-17	31-26	794	81-126	.643	0-1	.000	42-86	.488	71-108	179	5.8	71-0	42	43	74	16	204	6.6
2017-18	7-7	142	19-26	.731	0-0	.000	9-19	.474	19-19	38	5.4	16-0	8	7	18	1	47	6.7
Total	70-65	1797	186-296	.628	0-4	.000	82-181	.453	152-260	412	5.9	150-0	97	99	142	39	454	6.5

Obediah Church Career MVC-Only Statistics

Year	G-GS	Min	FG-A	Pct	3FG-A	Pct	FT-A	Pct	OR-DR	Reb	Avg	PF-D	A	TO	BS	ST	Pts	Avg
2015-16	18-18	507	50-89	.562	0-2	.000	15-47	.319	33-80	113	6.3	36-0	32	31	21	17	115	6.4
2016-17	18-18	499	40-69	.580	0-0	.000	20-44	.455	43-64	107	5.9	42-0	25	24	42	9	100	5.6
2017-18																		
Total	36-36	1006	90-158	.570	0-2	.000	35-91	.385	76-144	220	6.1	78-0	57	55	63	26	215	6.0



11 - Jarred Dixon

6-4 ♦ 171 ♦ Junior ♦ Guard ♦ Sport & Park Administration
Kansas City, Missouri ♦ Lee's Summit West High



Career Highs

Points

21, at Air Force, 12/3/16

Rebounds

10, vs. Drake, 2/24/16

Field Goals

9, at Air Force, 12/3/16

Field Goal Attempts

16, vs. SE Missouri, 12/22/15

16, vs. Oral Roberts, 12/14/16

Three-Pointers

3, vs. Jacksonville St, 11/13/16

3, vs. Evangel, 11/24/17

Three-Point Attempts

4, done 9x. last vs. Wichita St.,
3/4/17

Free Throws

10, vs. UNI, 3/3/17

Free Throw Attempts

10, vs. UNI, 3/3/17

Assists

7, vs. Illinois State, 2/15/17

Blocks

2, vs. Southern University, 11/15/17

Steals

6, vs. Illinois State, 1/30/16

Minutes

40, at Loyola, 1/9/16

Career Misc.

Leading MSU in Scoring	7
Leading MSU in Rebound.	1
Leading MSU in Assists	8
Double-Figure Points	29
Double-Figure Rebounds	1
Double-Doubles	1
Dunks	3
20-Point Games	2

2017-18

Posted team-high 13 points in his return to starting rotation vs. Evangel (11/24/17) with 13 points behind 3-for-3 from long range and 3 assists ... Had his best game of November with 10 points, 4 rebounds and 3 assists off the bench in win over FAU (11/22/17) on 5-of-8 shooting ... Had a dunk, 3 steals and 5 points in win over Manhattan (11/21/17) at Gulf Coast Showcase ... Scored 6 points in resever vs. Georgia Southern (11/20/17) with 3 rebounds in first round of Gulf Coast Showcase ... Produced 5 points off the bench, including the team's only 3-pointer vs. North Dakota State (11/17/17) ... Also had 5 points and 2 blocks in home win over Southern University (11/15/17) ... Had 3 assists in win at Western Kentucky (11/10/17) ... Earned MVC All-Bench Team honors as a sophomore ... Started last 6 games of the campaign and averaged 11.7 points in that span ... Made 23 straight free throws to end the year (2/9/17 to 3/4/17)

2017-18 Game by Game

Date	Opponent	GS	Min	FG-A	Pct	3FG-A	Pct	FT-A	Pct	OR-DR	Reb	Ave	PF-D	A	TO	BS	ST	Pts
11/10	at Western Ky.	23	0-5	.000	0-1	.000	0-0	.000	1-2	3	3.0	0-0	3	2	0	1	0	0
11/15	Southern U.	21	2-6	.333	0-1	.000	1-4	.250	0-2	2	2.5	2-0	1	1	2	1	5	5
11/17	North Dakota St.	16	2-4	.500	1-1	1.000	0-0	.000	0-2	2	2.3	2-0	0	0	0	0	0	5
11/20	vs. Ga Southern #	33	3-9	.333	0-2	.000	0-1	.000	1-2	3	2.5	2-0	0	3	0	0	0	6
11/21	vs. Manhattan#	21	2-6	.333	0-0	.000	1-2	.500	0-2	2	2.3	1-0	0	0	0	3	5	5
11/22	vs. FAU#	27	5-8	.625	0-0	.000	0-0	.000	2-2	4	2.7	0-0	3	1	0	0	0	10
11/24	Evangel *	23	4-6	.667	3-3	1.000	2-2	1.000	0-0	0	2.3	1-0	3	0	0	0	0	13
11/28	Colorado State																	
12/2	vs. South Dakota St.																	
12/4	at North Dakota St.																	
12/8	Hampton																	
12/10	at Oral Roberts																	
12/19	Wright State																	
12/22	Loyola Chicago*																	
12/31	at Valparaiso*																	
1/4	Northern Iowa*																	
1/7	at Illinois State*																	
1/10	at Evansville*																	
1/14	Indiana State*																	
1/17	Valparaiso*																	
1/20	at Drake*																	
1/23	at Bradley*																	
1/27	Southern Illinois*																	
1/30	Illinois State*																	
2/3	at Loyola Chicago*																	
2/6	at Indiana State*																	
2/10	Evansville*																	
2/14	at Southern Ill.*																	
2/18	Drake*																	
2/21	Bradley*																	
2/24	at Northern Iowa*																	
3/2	MVC Tournament \$																	

Jarred Dixon Career Statistics

Year	G-GS	Min	FG-A	Pct	3FG-A	Pct	FT-A	Pct	OR-DR	Reb	Avg	PF-D	A	TO	BS	ST	Pts	Avg
2015-16	30-17	725	91-222	.410	11-41	.268	47-64	.734	22-46	68	2.3	60-0	45	30	4	40	240	8.0
2016-17	33-10	758	105-260	.404	15-53	.283	60-71	.845	23-60	83	2.5	62-0	67	42	7	26	285	8.6
2017-18	7-1	164	18-44	.409	4-8	.500	4-9	.444	4-12	16	2.3	8-0	10	7	2	5	44	6.3
Total	70-28	1647	214-526	.407	30-102	.294	111-144	.771	49-118	167	2.4	130-0	122	79	13	71	569	8.1

Jarred Dixon Career MVC-Only Statistics

Year	G-GS	Min	FG-A	Pct	3FG-A	Pct	FT-A	Pct	OR-DR	Reb	Avg	PF-D	A	TO	BS	ST	Pts	Avg
2015-16	18-16	545	66-153	.431	7-24	.292	34-44	.773	13-37	50	2.8	46-0	35	21	3	30	173	9.6
2016-17	18-8	443	61-153	.399	7-28	.250	27-35	.771	14-40	54	3.0	37-0	36	20	5	12	156	8.7
2017-18																		
Total	36-24	988	127-306	.415	14-52	.269	61-79	.772	27-77	104	2.9	83-0	71	41	8	42	329	9.1



20 – Ryan Kreklow

6-4 ♦ 186 ♦ Junior ♦ Guard ♦ Administrative Management
Columbia, Missouri ♦ Rock Bridge High



Career Highs

Points

17, vs. SE Missouri, 12/17/16

Rebounds

6, vs. DePaul, 12/23/16

6, vs. Evangel, 11/24/17

Field Goals

6, vs. DePaul, 12/23/16

Field Goal Attempts

12, vs. DePaul, 12/23/16

Three-Pointers

4, vs. SE Missouri, 12/17/16

4, vs. USC, 12/22/16

Three-Point Attempts

8, done 4 times, last
vs. Southern U., 11/15/17

Free Throws

6, at Wichita State, 2/18/16

Free Throw Attempts

6, at Wichita State, 2/18/16

Assists

4, vs. Evansville, 3/4/16

4, vs. Evangel, 11/24/17

Blocked Shots

1, done 10x, last vs SU, 11/15/17

Steals

3, done 4 times, last at ILSU, 1/4/17

Minutes

37, at Loyola, 1/9/16

37, vs. Drake, 3/3/16

Career Misc.

Leading MSU in Scoring 1

Leading MSU in Rebound. 1

Leading MSU in Assists 4

Double-Figure Points 14

Double-Doubles 0

Dunks 0

20-Point Games 0

2017-18

Matched career high in rebounds (6) and assists (4) in win over Evangel (11/24/17) with 8 points and a pair of 3-pointers ... Has a 3-pointer in 4 of 6 games this season ... Had a steal and two game-clinching free throws in final seconds of win over Manhattan (11/21/17) at Gulf Coast Showcase along with a 3-pointer and 3 assists ... Hit a go-ahead 3-pointer in the second half as part of a 5-point effort against Georgia Southern (11/20/17) at Gulf Coast Showcase ... Went 4-for-4 at the line with 6 points and 3 rebounds vs. North Dakota State (11/17/17) ... Notched 11 points in home opener against Southern (11/15/17) with 3 triples and a pair of steals in starting role ... Went 4-for-4 at the foul line in road win at Western Kentucky (11/10/17) ... Finished second on the club with 42 treys last season, and had a 3-pointer in 24 games (appeared in all 33).

2017-18 Game by Game

Date	Opponent	GS	Min	FG-A	Pct	3FG-A	Pct	FT-A	Pct	OR-DR	Reb	Ave	PF-D	A	TO	BS	ST	Pts
11/10	at Western Ky.	*	21	1-4	.250	1-3	.333	4-4	1.000	0-1	1	1.0	3-0	1	2	0	1	7
11/15	Southern U.	*	22	4-11	.364	3-8	.375	0-0	.000	2-3	5	3.0	2-0	1	3	1	2	11
11/17	North Dakota St.	*	33	1-4	.250	0-3	.000	4-4	1.000	0-3	3	3.0	3-0	0	2	0	2	6
11/20	vs. Ga Southern #	*	20	2-6	.333	1-4	.250	0-0	.000	0-1	1	2.5	3-0	1	1	0	1	5
11/21	vs. Manhattan#		18	1-6	.167	1-5	.200	2-2	1.000	0-1	1	2.2	1-0	3	1	0	2	5
11/22	vs. FAU#		15	0-4	.000	0-3	.000	2-2	1.000	0-4	4	2.5	0-0	1	2	0	0	2
11/24	Evangel		27	3-8	.375	2-4	.500	0-0	.000	1-5	6	3.0	0-0	4	1	0	1	8
11/28	Colorado State																	
12/2	vs. South Dakota St.																	
12/4	at North Dakota St.																	
12/8	Hampton																	
12/10	at Oral Roberts																	
12/19	Wright State																	
12/22	Loyola Chicago*																	
12/31	at Valparaiso*																	
1/4	Northern Iowa*																	
1/7	at Illinois State*																	
1/10	at Evansville*																	
1/14	Indiana State*																	
1/17	Valparaiso*																	
1/20	at Drake*																	
1/23	at Bradley*																	
1/27	Southern Illinois*																	
1/30	Illinois State*																	
2/3	at Loyola Chicago*																	
2/6	at Indiana State*																	
2/10	Evansville*																	
2/14	at Southern Ill.*																	
2/18	Drake*																	
2/21	Bradley*																	
2/24	at Northern Iowa*																	
3/2	MVC Tournament \$																	

Ryan Kreklow Career Statistics

Year	G-GS	Min	FG-A	Pct	3FG-A	Pct	FT-A	Pct	OR-DR	Reb	Avg	PF-D	A	TO	BS	ST	Pts	Avg
2015-16	27-6	595	57-164	.348	39-113	.345	34-45	.756	12-50	62	2.3	62-2	35	33	7	21	187	6.9
2016-17	33-9	584	70-156	.449	42-101	.416	27-31	.871	15-45	60	1.8	57-1	22	34	2	19	209	6.3
2017-18	7-4	156	12-43	.279	8-30	.267	12-12	1.000	3-18	21	3.0	12-0	11	12	1	9	44	6.3
Total	67-19	1335	139-363	.383	89-244	.365	73-88	.830	30-113	143	2.1	131-3	68	79	10	49	440	6.6

Ryan Kreklow Career MVC-Only Statistics

Year	G-GS	Min	FG-A	Pct	3FG-A	Pct	FT-A	Pct	OR-DR	Reb	Avg	PF-D	A	TO	BS	ST	Pts	Avg
2015-16	18-3	390	36-102	.353	25-69	.362	26-35	.743	7-26	33	1.8	41-2	16	24	5	14	123	6.8
2016-17	18-2	320	31-72	.431	21-49	.429	14-16	.875	5-29	34	1.9	35-1	11	23	2	8	97	5.4
2017-18																		
Total	36-5	710	67-174	.385	46-118	.390	40-51	.784	12-55	67	1.9	76-3	27	47	7	22	220	6.1



2 - Reggie Scurry

6-5 ♦ 213 ♦ Junior ♦ Forward ♦ Sport & Park Administration

Atlanta, Georgia ♦ North Clayton High ♦ Northern Oklahoma Tonkawa College



2017-18

Produced 10 points in win over Evangel (11/24/17) on 5-of-9 field goals with a dunk and 5 rebounds ... Posted 8 points and 3 rebounds in win over FAU (11/22/17) in Gulf Coast Showcase finale ... Scored 8 points on 4-of-5 shooting in Gulf Coast Showcase win over Manhattan (11/21/17) ... Dropped 8 points with a pair of dunks against Georgia Southern (11/20/17) at Gulf Coast Showcase with 4 rebounds ... Had 6 points vs. Southern University (11/15/17) with 2-of-2 effort at the line ... Poured in 12 points in his MSU debut, making 6-of-8 shots at Western Kentucky (11/10/17) in season opener with 5 boards and 3 dunks ... NJCAA Division I All-America third-team selection in 2017 ... Averaged team-bests 15.7 points and 10.2 rebounds per game as a sophomore at Northern Oklahoma Tonkawa College.

Career Highs

Points

12, at Western Kentucky, 11/10/17

Rebounds

5, at Western Kentucky, 11/10/17

5, vs. Evangel, 11/24/17

Field Goals

6, at Western Kentucky, 11/10/17

Field Goal Attempts

9, vs. North Dakota State, 11/17/17

9, vs. Evangel, 11/24/17

Three-Pointers

0

Three-Point Attempts

1, vs. Southern U., 11/15/17

Free Throws

2, done 3x, last vs. FAU, 11/22/17

Free Throw Attempts

2, done 3x, last vs. FAU, 11/22/17

Assists

0

Blocks

1, done 4 x, last vs. EU, 11/24/17

Steals

1, vs. Southern U., 11/15/17

1, vs. Ga. Southern, 11/20/17

Minutes

20, vs. North Dakota State, 11/17/17

Career Misc.

Leading MSU in Scoring 0

Leading MSU in Rebound. 0

Leading MSU in Assists 0

Double-Figure Points 2

Double-Figure Rebounds 0

Double-Doubles 0

Dunks 7

20-Point Games 0

2017-18 Game by Game

Date	Opponent	GS	Min	FG-A	Pct	3FG-A	Pct	FT-A	Pct	OR-DR	Reb	Ave	PF-D	A	TO	BS	ST	Pts
11/10	at Western Ky.	18	6-8	.750	0-0	.000	0-0	.000	1-4	5	5.0	5-1	0	3	1	0	12	
11/15	Southern U.	17	2-5	.400	0-1	.000	2-2	1.000	2-1	3	4.0	3-0	0	2	1	1	6	
11/17	North Dakota St.	20	4-9	.444	0-0	.000	1-1	1.000	4-0	4	4.0	1-0	0	0	1	0	9	
11/20	vs. Ga Southern #	17	3-6	.500	0-0	.000	2-2	1.000	1-3	4	4.0	3-0	0	3	0	1	8	
11/21	vs. Manhattan#	14	4-5	.800	0-0	.000	0-1	.000	0-2	2	3.6	2-0	0	0	0	0	8	
11/22	vs. FAU#	8	3-6	.600	0-0	.000	2-2	1.000	2-1	3	3.5	0-0	0	0	0	0	8	
11/24	Evangel	15	5-9	.556	0-0	.000	0-1	.000	4-1	5	3.7	0-0	0	2	1	0	10	
11/28	Colorado State																	
12/2	vs. South Dakota St.																	
12/4	at North Dakota St.																	
12/8	Hampton																	
12/10	at Oral Roberts																	
12/19	Wright State																	
12/22	Loyola Chicago*																	
12/31	at Valparaiso*																	
1/4	Northern Iowa*																	
1/7	at Illinois State*																	
1/10	at Evansville*																	
1/14	Indiana State*																	
1/17	Valparaiso*																	
1/20	at Drake*																	
1/23	at Bradley*																	
1/27	Southern Illinois*																	
1/30	Illinois State*																	
2/3	at Loyola Chicago*																	
2/6	at Indiana State*																	
2/10	Evansville*																	
2/14	at Southern Ill.*																	
2/18	Drake*																	
2/21	Bradley*																	
2/24	at Northern Iowa*																	
3/2	MVC Tournament \$																	

Reggie Scurry Career Statistics

Year	G-GS	Min	FG-A	Pct	3FG-A	Pct	FT-A	Pct	OR-DR	Reb	Avg	PF-D	A	TO	BS	ST	Pts	Avg
2017-18	7-0	109	27-47	.574	0-1	.000	7-9	.778	14-12	26	3.7	14-1	0	11	4	2	61	8.7
Total	7-0	109	27-47	.574	0-1	.000	7-9	.778	14-12	26	3.7	14-1	0	11	4	2	61	8.7

Reggie Scurry Career MVC-Only Statistics

Year	G-GS	Min	FG-A	Pct	3FG-A	Pct	FT-A	Pct	OR-DR	Reb	Avg	PF-D	A	TO	BS	ST	Pts	Avg
2017-18																		
Total	0-0	0	0-0	.000	0-0	.000	0-0	.000	0-0	0	0.0	0-0	0	0	0	0	0	0.0

21 - Ross Owens

6-4 ♦ 191 ♦ Sophomore ♦ Guard ♦ Undeclared
Woodlawn, Illinois ♦ Woodlawn High



Career Highs

Points

5, vs. Fontbonne, 11/17/16

5, vs. Evangel, 11/24/17

Rebounds

2. vs. Jacksonville State, 11/13/16

Field Goals

2. vs. Fontbonne, 11/17/16

2, vs. Evangel, 11/24/17

Field Goal Attempts

4. vs. Fontbonne, 11/17/16

4, vs. Evangel, 11/24/17

Three-Pointers

1. vs. Fontbonne, 11/17/16

1. vs. Evangel. 11/24/17

Three-Point Attempts

3, vs. Fontbonne, 11/17/16

3, vs. Evangel, 11/24/17

Assists

1, vs. Southeast Missouri, 12/17/16

Blocks

1, vs. Evangel, 11/24/17

Steals

1, vs. Jacksonville State, 11/13/16

Minutes

9, vs. Evangel, 11/24/17

Career Misc.

Leading MSU in Scoring	0
Leading MSU in Rebound.	0
Leading MSU in Assists	0
Double-Figure Points	0
Double-Figure Rebounds	0
Double-Doubles	0
Dunks	0
20-Point Games	0
Charges Drawn	0

2017-18

Got in 9 minutes vs. Evangel (11/24/17) with 5 points, a block and a 3-pointer at JQH Arena. ... Saw 3 minutes in home opener against Southern University (11/15/17) with a rebound ... Played in 6 games as a true freshman walkon in 2016-17.

2017-18 Game by Game

[illegible]

Ross Owens Career Statistics

Year	G-GS	Min	FG-A	Pct	3FG-A	Pct	FT-A	Pct	OR-DR	Reb	Avg	PF-D	A	TO	BS	ST	Pts	Avg
2016-17	6-0	14	2-6	.333	1-3	.333	0-0	.000	2-2	4	0.7	2-0	1	0	0	1	5	0.8
2017-18	2-0	12	2-5	.400	1-4	.250	0-0	.000	0-1	1	0.5	0-0	0	1	1	0	5	2.5
Total	8-0	26	4-11	.364	2-7	.286	0-0	.000	2-3	5	0.6	2-0	1	1	1	1	10	1.3

Ross Owens Career MVC-Only Statistics

Year	G-GS	Min	FG-A	Pct	3FG-A	Pct	FT-A	Pct	OR-DR	Reb	Avg	PF-D	A	TO	BS	ST	Pts	Avg
2016-17	2-0	3	0-0	.000	0-0	.000	0-0	.000	0-2	2	1.0	0-0	0	0	0	0	0	0.0
2017-18																		
Total	2-0	3	0-0	.000	0-0	.000	0-0	.000	0-2	2	1.0	0-0	0	0	0	0	0	0.0



0 - Abdul Fofana



6-7 ♦ 207 ♦ Sophomore ♦ Forward ♦ Mechanical Engineering Technology
Bobo Dioulasso, Burkina Faso ♦ St. Exupery French Secondary ♦ Dakota College

Career Highs

Points

4, vs. Evangel, 11/24/17

Rebounds

4, vs. Southern U., 11/15/17

4, vs. Evangel, 11/24/17

Field Goals

2, vs. Evangel, 11/24/17

Field Goal Attempts

3, vs. Evangel, 11/24/17

Three-Pointers

0

Three-Point Attempts

0

Free Throws

2, vs. Southern U., 11/15/17

Free Throw Attempts

3, vs. Southern U., 11/15/17

Assists

1, vs. Evangel, 11/24/17

Blocks

1, vs. Southern U., 11/15/17

Steals

2, vs. Evangel, 11/24/17

Minutes

12, vs. Evangel, 11/24/17

Career Misc.

Leading MSU in Scoring 0

Leading MSU in Rebound. 0

Leading MSU in Assists 0

Double-Figure Points 0

Double-Figure Rebounds 0

Double-Doubles 0

Dunks 1

20-Point Games 0

Charges Drawn 0

2017-18

Had 4 points, 4 rebounds and 2 steals in a 12-minute assignment vs. Evangel (11/24/17) with one assist ... Grabbed 4 rebounds and had a blocked shot in home opener against Southern University (11/15/17) with 2-of-3 makes at the foul line for his first points as a Bear ... Described as a "freak of an athlete" by his junior college coach Brock Lemon, Fofana earned NJCAA All-Region XIII honors in 2017 at Dakota College in Bottineau, N.D.

2017-18 Game by Game

Date	Opponent	GS	Min	FG-A	Pct	3FG-A	Pct	FT-A	Pct	OR-DR	Reb	Ave	PF-D	A	TO	BS	ST	Pts
11/10	at Western Ky.	1	0-0	.000	0-0	.000	0-0	.000	0-0	0-0	0	0.0	0-0	0	0	0	0	0
11/15	Southern U.	8	0-1	.000	0-0	.000	2-3	.667	1-3	4	2.0	0-0	0	0	1	0	2	
11/17	North Dakota St.	Did Not Play -- Coach's Decision																
11/20	vs. Ga Southern #	0+	0-0	.000	0-0	.000	0-0	.000	0-1	1	1.7	0-0	0	1	0	0	0	
11/21	vs. Manhattan#	Did Not Play -- Coach's Decision																
11/22	vs. FAU#	Did Not Play -- Coach's Decision																
11/24	Evangel	12	2-3	.667	0-0	.000	0-0	.000	1-3	4	2.3	2-0	1	0	0	2	4	
11/28	Colorado State																	
12/2	vs. South Dakota St.																	
12/4	at North Dakota St.																	
12/8	Hampton																	
12/10	at Oral Roberts																	
12/19	Wright State																	
12/22	Loyola Chicago*																	
12/31	at Valparaiso*																	
1/4	Northern Iowa*																	
1/7	at Illinois State*																	
1/10	at Evansville*																	
1/14	Indiana State*																	
1/17	Valparaiso*																	
1/20	at Drake*																	
1/23	at Bradley*																	
1/27	Southern Illinois*																	
1/30	Illinois State*																	
2/3	at Loyola Chicago*																	
2/6	at Indiana State*																	
2/10	Evansville*																	
2/14	at Southern Ill.*																	
2/18	Drake*																	
2/21	Bradley*																	
2/24	at Northern Iowa*																	
3/2	MVC Tournament \$																	

Abdul Fofana Career Statistics

Year	G-GS	Min	FG-A	Pct	3FG-A	Pct	FT-A	Pct	OR-DR	Reb	Avg	PF-D	A	TO	BS	ST	Pts	Avg
2017-18	4-0	21	2-5	.400	0-0	.000	2-3	.667	2-7	9	2.3	2-0	1	1	1	2	6	1.5
Total	4-0	21	2-5	.400	0-0	.000	2-3	.667	2-7	9	2.3	2-0	1	1	1	2	6	1.5

Abdul Fofana Career MVC-Only Statistics

Year	G-GS	Min	FG-A	Pct	3FG-A	Pct	FT-A	Pct	OR-DR	Reb	Avg	PF-D	A	TO	BS	ST	Pts	Avg
2017-18																		
Total	0-0	0	0-0	.000	0-0	.000	0-0	.000	0-0	0	0.0	0-0	0	0	0	0	0	0.0



1 - Mustafa Lawrence



6-0 ♦ 186 ♦ Freshman ♦ Guard ♦ Undeclared

Newark, New Jersey ♦ Essex County Vocational ♦ Forest Trail Prep

2017-18

Played 21 minutes vs. Evangel (11/24/17) with 3 points, 4 rebounds, 2 assists and team-high 3 steals with a 3-pointer ... Saw 11 minutes off the bench in home opener win against Southern University (11/15/17) with a pair of rebounds and 2 points ... Knocked down a clutch first-half 3-pointer in road win at Western Kentucky in season opener (11/10/17).

Career Highs

Points

3, at Western Kentucky, 11/10/17

3, vs. Evangel, 11/24/17

Rebounds

4, vs. Evangel, 11/24/17

Field Goals

1, done 3x, last vs. EU, 11/24/17

Field Goal Attempts

4, vs. Southern U., 11/15/17

4, vs. Evangel, 11/24/17

Three-Pointers

1, at Western Kentucky, 11/10/17

1, vs. Evangel, 11/24/17

Three-Point Attempts

4, vs. Evangel, 11/24/17

Free Throws

0

Free Throw Attempts

0

Assists

2, vs. Evangel, 11/24/17

Blocks

0

Steals

3, vs. Evangel, 11/24/17

Minutes

21, vs. Evangel, 11/24/17

Career Misc.

Leading MSU in Scoring 0

Leading MSU in Rebound. 0

Leading MSU in Assists 0

Double-Figure Points 0

Double-Figure Rebounds 0

Double-Doubles 0

Dunks 0

20-Point Games 0

Charges Drawn 0

2017-18 Game by Game

Date	Opponent	GS	Min	FG-A	Pct	3FG-A	Pct	FT-A	Pct	OR-DR	Reb	Ave	PF-D	A	TO	BS	ST	Pts
11/10	at Western Ky.	5	1-1	1.000	1-1	1.000	0-0	.000	0-0	0	0.0	1-0	1	0	0	0	0	3
11/15	Southern U.	11	1-4	.250	0-2	.000	0-0	.000	1-1	2	1.0	0-0	1	0	0	0	0	2
11/17	North Dakota St.	Did Not Play -- Coach's Decision																
11/20	vs. Ga Southern #	Did Not Play -- Coach's Decision																
11/21	vs. Manhattan#	Did Not Play -- Coach's Decision																
11/22	vs. FAU#	Did Not Play -- Coach's Decision																
11/24	Evangel	21	1-4	.250	1-4	.250	0-0	.000	0-4	4	2.0	2-0	2	1	0	3	3	
11/28	Colorado State																	
12/2	vs. South Dakota St.																	
12/4	at North Dakota St.																	
12/8	Hampton																	
12/10	at Oral Roberts																	
12/19	Wright State																	
12/22	Loyola Chicago*																	
12/31	at Valparaiso*																	
1/4	Northern Iowa*																	
1/7	at Illinois State*																	
1/10	at Evansville*																	
1/14	Indiana State*																	
1/17	Valparaiso*																	
1/20	at Drake*																	
1/23	at Bradley*																	
1/27	Southern Illinois*																	
1/30	Illinois State*																	
2/3	at Loyola Chicago*																	
2/6	at Indiana State*																	
2/10	Evansville*																	
2/14	at Southern Ill.*																	
2/18	Drake*																	
2/21	Bradley*																	
2/24	at Northern Iowa*																	
3/2	MVC Tournament\$																	

Mustafa Lawrence Career Statistics

Year	G-GS	Min	FG-A	Pct	3FG-A	Pct	FT-A	Pct	OR-DR	Reb	Avg	PF-D	A	TO	BS	ST	Pts	Avg
2017-18	3-0	37	3-9	.333	2-7	.286	0-0	.000	1-5	6	2.0	3-0	4	1	0	3	8	2.7
Total	3-0	37	3-9	.333	2-7	.286	0-0	.000	1-5	6	2.0	3-0	4	1	0	3	8	2.7

Mustafa Lawrence Career MVC-Only Statistics

Year	G-GS	Min	FG-A	Pct	3FG-A	Pct	FT-A	Pct	OR-DR	Reb	Avg	PF-D	A	TO	BS	ST	Pts	Avg
2017-18																		
Total	0-0	0	0-0	.000	0-0	.000	0-0	.000	0-0	0	0.0	0-0	0	0	0	0	0	0.0

Missouri State Radio and TV Roster



Abdul Fofana
F, 6-7, 207, Sophomore
Bobo Dioulasso, Burkina Faso



Mustafa Lawrence
G, 6-0, 186, Freshman
Newark, New Jersey



Reggie Scurry
F, 6-5, 213, Junior
Atlanta, Georgia



James Byrd
G, 6-1, 185, Junior
Kansas City, Missouri



Obediah Church
F, 6-7, 225, Junior
Springfield, Illinois



Jarred Dixon
G, 6-4, 171, Junior
Kansas City, Missouri



Greg Williams
G, 6-6, 180, Redshirt Freshman
Houston, Texas



Ronnie Rousseau III
G, 5-10, 163, Senior
Cincinnati, Ohio



Jarrid Rhodes
F, 6-6, 185, Senior
Palmetto, Florida



Ryan Kreklow
G, 6-4, 186, Junior
Columbia, Missouri




Ross Owens
G, 6-4, 191, Sophomore
Woodlawn, Illinois



J.T. Miller
G, 6-2, 190, Senior
Clinton, North Carolina



Alize Johnson
F, 6-9, 212, Senior
Williamsport, Pennsylvania



Darian Scott
C, 6-11, 200, Freshman
Las Vegas, Nevada



Tanveer Bhullar
G, 7-2, 278, Senior
Etobicoke, Canada



Paul Lusk
Head Coach
New Baden, Illinois



Corey Gipson
Associate Head Coach
Sikeston, Missouri



Matt Sligh
Assistant Coach
Lakeland, Florida



Keith Pickens
Assistant Coach
St. Louis, Missouri



Cody Seidel
Dir. of Basketball Operations
Jefferson City, Missouri